

# DUBAI GRAND INTERNATIONAL SCHOOL

## WINTER ASSIGNMENT

### BRIDGE COURSE FOR 3<sup>RD</sup> TO 4<sup>TH</sup>

*Dear Children,*

*We are sure that all of you would make plans for a fun filled winter vacation. We wish that you enjoy your work with your family and friends. Freedom brings more responsibility, keeping this in mind, we have winter assignment for you to keep you engaged positively and your energies well directed.*

### **GENERAL INSTRUCTIONS FOR STUDENTS:**

*Here are some ways by which you can enjoy your holidays and learning at the same time:*



- *Talk about the things you see around.*
- *Converse in English as much as possible.*
- *Look after your Grand parents, parents, younger brothers and sisters.*
- *Help parents in small house chores, like dusting and organizing the house.*
- *Play Indoor games.*
- *Learn about your religion.*
- *Pray salahfives times in a day.*
- *Recite Quran Sharief.*
- *Winter work should be done as per the instructions given, in a neat and legible writing.*
- *Assessment of winter work will be done based on originality, neat handwriting, presentation, and submission of the work on time.*
- *Prepare a systematic timetable and follow it from the very first day.*

### **GENERAL INSTRUCTIONS FOR PARENTS**

- *Parents are requested to encourage their ward to do their homework independently.*
- *Parents can extend guidance to their children if needed.*
- *Maintain one three in one notebook for all the subjects.*
- *Date of submission of winter assignment will be notified.*
- *Parents are required to submit the given worksheets along with the notebooks.*
- *No notebook, project work or scrap book will be accepted by the Teacher Incharge without student's name, section, and class.*

## **ENGLISH:**

### **READING:**

**Read these lessons with stress on pronunciation, intonation and expressions.**

1. How I taught my Grandmother to read.
2. These Simple Things.
3. Wonderful kalam.

### **Reading Comprehension**

#### **Worksheet 1**

**Read the passage given below, and answer the questions that follow:-**

Avva, at this age, you want to learn the alphabet? All your hair is grey, your hands are wrinkled, you wear spectacles and you work so much in the kitchen.... childishly, I made fun of the old lady, but she just smiled and said, for a good cause, if you are determined, you can overcome any obstacle. I will work harder than anybody, but I will do it. For learning there is no age bar.

The next day onwards, I started my tuition. Avva was a wonderful student.

The amount of homework she did was amazing. She would read, repeat, write and recite. I was her only teacher and she was my first student. Little did I know then, that one day, I would become a teacher of computer science and teach hundreds of students.

The Dusshera festival came as usual. Secretly, I bought Kashi Yatre, which had been published as a novel by that time. My grandmother called me to the puja place and made me sit down on a stool. She gave me a gift of a frock material.

New line then she did something unusual. She bent down and touched my feet. I was surprised and taken aback. Elders never touch the feet of youngsters.

She said, I am touching the feet of a teacher, not my granddaughter, a teacher who taught me so well with so much of affection that I can read any novel confidently. Now I'm independent. It's my duty to respect a teacher.

**Answer these questions.**

1. Who was Avva?

---



---

2. How did the little girl made fun of the old lady?

---



---

3. What was the grandmother's response in learning?

---



---

4. How did Avva showed her mark of respect towards her teacher?

---



---

## Listening Comprehension:

**Read the below given passages to your children twice or thrice and ask them to attend the below given exercise. Kindly, don't repeat any point once they start attempting the questions.**

### Worksheet 1

Bears are found in Europe, Asia, Africa and America. They are massively built, with short tails and thick legs. Bears are not really carnivores. They eat almost anything the chief exception is the polar bear which in its natural state lives on fish and seals. However, in captivity, they seem to enjoy meat, vegetables, fruits, milk, rice and porridge.

Bears are not quite as dangerous as people imagine them to be like most animals, they will do their best to avoid human beings. However bears are by no means cowardly animals. Many hunters have been killed by bears for they can be extremely dangerous and cunning.

Bears have a strong sense of smell but they have very poor eye-sight. They are also dull of hearing but they are very intelligent.

1. Where are bears found?

- a. America      b. Australia      c. None of the above

2. What does a bear eat in captivity?

- a. Meat      b. Fish      c. Seal

3. What does bear avoid like most animals?

- a. Hunters      b. Human beings      c. Fish

4. What kind of animal is bear?
- a. Coward      b. Cunning      c. Helpful
5. Which is the strongest sense of a bear?
- a. Touch      b. Sight      c. Smell
6. Who have been killed by bears?
- a. Humans      b. Animals      c. Hunters

## Worksheet 2

Many people think of teeth as bone, but they are not made of bones. Actually, they are made of tissues. The main function of teeth is to chew and bite food. The roots of the teeth are surrounded by the gums. The beauty of a person's face is also affected due to the lack of proper settlement of the teeth.

There are 20 teeth in children and 32 teeth in adults. Teeth erupt twice in humans. The first time, they are temporary but the second time, they become permanent.

Humans have four types of teeth, Incisors, Premolars, Molars, and Canines.

### **Answer these questions.**

1. Teeth are made of \_\_\_\_\_.
- a. Bones      b. Tissues      c. Flesh      d. Cells
2. An adult has \_\_\_\_\_ teeth.
- a. 20      b. 28      c. 32      d. 24

3. The main function of teeth is to \_\_\_\_\_.
- a. Ingest                      b. Increase the beauty of the face
- c. Collect the food              d. Chew
4. Children have \_\_\_\_\_ teeth.
- a. 20                      b. 12                      c. 15                      d. 32

### **WRITING:**

1. Describe your favourite cartoon character on your journal.
2. Using the text, from your English book write one cursive page daily.

### **SPEAKING :-**

Do prepare a presentation on “**Your Parents**”. Record a video of the same and send it in your Whatsapp Group on 15<sup>th</sup> February.

### **DICTIONARY SKILLS:**

1. Select the new words from the chapters given above, use dictionary to find their meanings and frame sentences.



1. Noun and its kinds
2. Pronouns and its types.
3. Plurals of nouns.
4. Articles.

### Worksheet 1

**I. Pick out the nouns in the following sentences and state their kinds. The first one has been done for you.**

1. The elephant has great strength.

**Elephant- Common Noun**

**Strength- Abstract Noun**

2. Jawaharlal Nehru was the first Prime Minister of India. \_\_\_\_\_

\_\_\_\_\_.

3. The crowd was becoming restless. \_\_\_\_\_

\_\_\_\_\_.



4. I shall never forget your kindness. \_\_\_\_\_  
\_\_\_\_\_.

5. The Jury was convinced of his innocence. \_\_\_\_\_  
\_\_\_\_\_.

6. Our class consists of fifty pupils. \_\_\_\_\_  
\_\_\_\_\_.

7. The success of the show pleased our teacher. \_\_\_\_\_  
\_\_\_\_\_.

8. We will win the game. \_\_\_\_\_  
\_\_\_\_\_.

9. I shall take a bus to the school. \_\_\_\_\_  
\_\_\_\_\_.

10. Dispur is the capital of Assam. \_\_\_\_\_  
\_\_\_\_\_.

## Worksheet 2

### II. Underline the abstract noun in each sentence. One has been done for you.

The man had a lot of pride in his work.

1. I respected the honesty, my friend showed.
2. Can you believe that woman's brilliance?
3. To my delight, everyone arrived on time.
4. She was in great despair when she lost her phone.
5. We have a lot of hope for the future.
6. They showed extreme joy when they helped others.
7. The men had much bravery on the battlefield.
8. My mother always shows great compassion for her children.

## Worksheet 3

### III. Write sentences with concrete nouns given below. One is done for you.

Costume

I wore a costume for Halloween.

1. Butterfly \_\_\_\_\_.
2. Castle \_\_\_\_\_.
3. Sun \_\_\_\_\_.
4. Apron \_\_\_\_\_.
5. Tie \_\_\_\_\_.

## Worksheet 4

**IV. Fill in the blanks with suitable collective nouns. The first one has been done for you.**

*bunch – chain – school – hive – set*

1. I have lost a bunch of keys.
2. There seems to be a plan behind this \_\_\_\_\_ of events.
3. There is a large \_\_\_\_\_ of fish near the coast.
4. Do not disturb that \_\_\_\_\_ of bees.
5. There is a fine \_\_\_\_\_ of pictures in the palace.

## Worksheet 5

**V. Choose the correct noun from those given in the brackets and fill in the blanks.**

1. He shifted all his \_\_\_\_\_ (furniture/furnitures) to his new house.
2. He gave the shopkeeper a hundred \_\_\_\_\_ (rupee/rupees) note.
3. The old man cannot see without his \_\_\_\_\_ (spectacle/spectacles).
4. I cut the string with a pair of \_\_\_\_\_ (scissor/scissors).
5. The (cattle/cattles) \_\_\_\_\_ are grazing in the field.
6. I have got some \_\_\_\_\_ (dollars/dollar).
7. This (new/news) \_\_\_\_\_ is very important.
8. I haven't had much \_\_\_\_\_ (rices/rice).
9. I like to hear different kinds of \_\_\_\_\_ (musics/music).
10. There are many \_\_\_\_\_ (peoples/people) in the show.

## Worksheet 6

### VI. Fill in the blanks with suitable personal pronouns.

1. We scored as many goals as \_\_\_\_\_ (they/them)
2. I am one year older than as \_\_\_\_\_ (they/them)
3. He is as good a student as \_\_\_\_\_ (she/her)
4. Between you and \_\_\_\_\_ (I/me) he is a liar.
5. Let \_\_\_\_\_ (he/him) who can, save her from drowning.
6. Riya and \_\_\_\_\_ (I/myself) went to kerela.
7. Seema is the maid \_\_\_\_\_ (whom/whome) I employed.
8. I have not seen the girl \_\_\_\_\_ (whose/whom) purse was stolen.

## Worksheet 7

### VII. Rewrite the following sentences using possessive pronouns.

1. This book belongs to them. \_\_\_\_\_
2. That pen belongs to me. \_\_\_\_\_
3. This dog belongs to us. \_\_\_\_\_
4. This car belongs to him. \_\_\_\_\_
5. This house belongs to me and my brother. \_\_\_\_\_  
\_\_\_\_\_
6. This hat belongs to you. \_\_\_\_\_

## Worksheet 8

### VIII. Fill in the blanks with the plural form of the noun given in the bold.

1. The **wolf** chased the **sheep**.

The \_\_\_\_\_ chased the \_\_\_\_\_.

2. Put the **book** on the **shelf**.

Put the \_\_\_\_\_ on the \_\_\_\_\_.

3. The **policeman** ran after the **thief**.

The \_\_\_\_\_ ran after the \_\_\_\_\_.

4. The **head** of the army got ready for war.

The \_\_\_\_\_ of the army got ready for the war.

## SCIENCE:

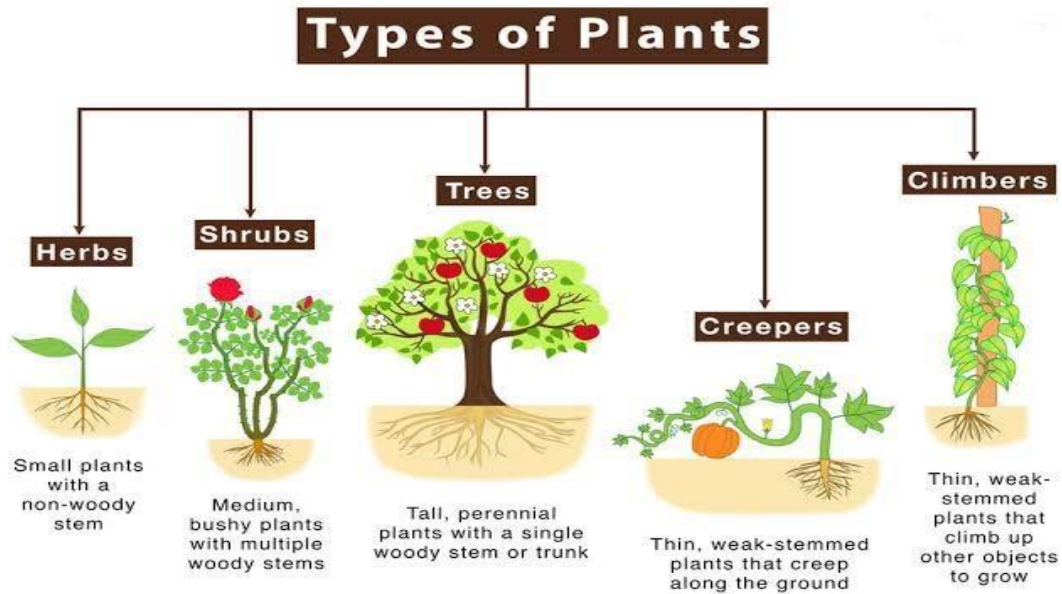
### READING:

#### Read and understand the lessons:

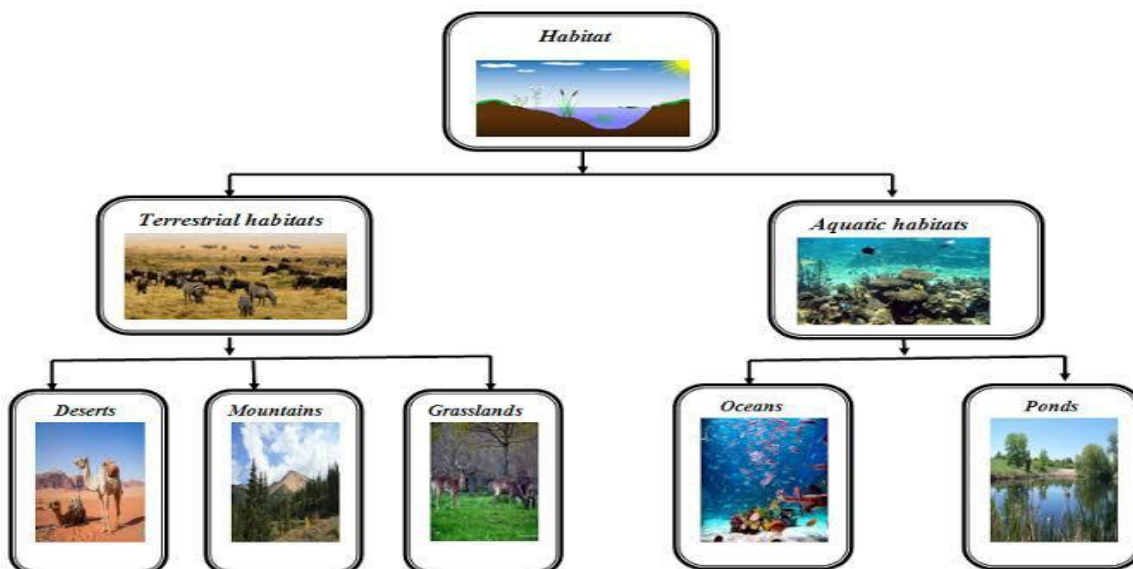
1. Plants- Preparing and storing food.
2. Plants- Living and surviving.

**ACTIVITY:**

1. Collect different types of plants and paste them on the chart. (Roll no 1-18)



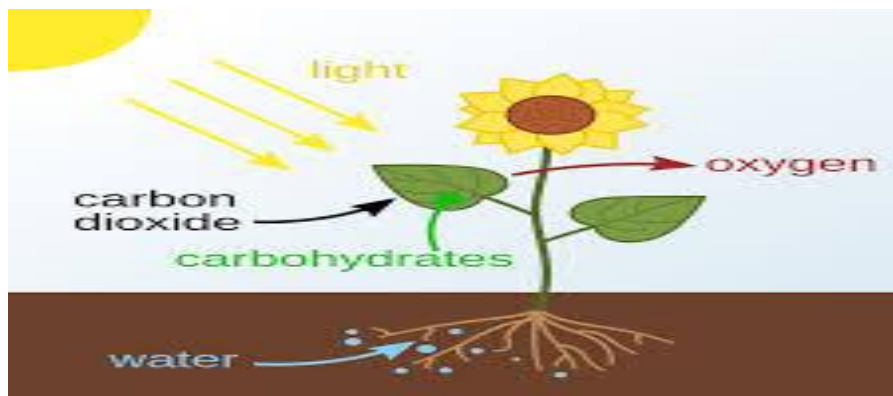
2. Collect two pictures of plants that grow in a particular habitat plains, mountains and deserts respectively. Paste them on the chart paper. Also mention their special characteristics. (Roll no 19-37)



## Worksheet 1

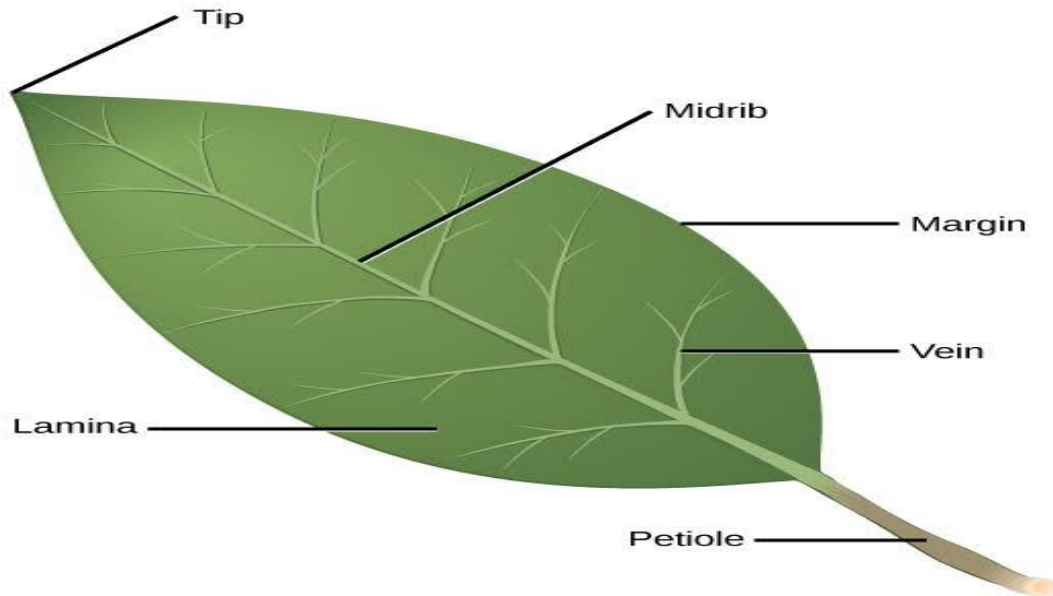
### Plants-Preparing and Storing food

I. Observe the given picture and fill in the boxes and answer the questions given below.



1. Identify the process shown in the above diagram. \_\_\_\_\_
2. Name the gas taken the most by plants from air during photosynthesis.  
\_\_\_\_\_
3. From where do plants get light energy? \_\_\_\_\_
4. Name the green pigment used by the plants. \_\_\_\_\_
5. Which gas is given out as a result of photosynthesis. \_\_\_\_\_

**II. Observe the given picture and answer the following questions.**



**Name the following.**

1. Kitchen of a plant. \_\_\_\_\_
2. Lines on a leaf. \_\_\_\_\_
3. The process of preparation of food by plants. \_\_\_\_\_
4. The flat broad part of a leaf. \_\_\_\_\_
5. Air holes on a leaf through which exchange of gases takes place. \_\_\_\_\_

**III. Match the column.**

- |                   |   |
|-------------------|---|
| (i) Stomata       | (a) food factory of the plant             |
| (ii) Leaf         | (b) through veins                         |
| (iii) Chlorophyll | (c) tiny holes in the underside of a leaf |
| (iv) Starch       | (d) green substance that traps sunlight   |
| v) Water          | (e) stored food in plants                 |



**IV. Answer the following questions.**

(I) Why are leaves green in colour?

---



---

(ii) Why is sunlight so important for a plant to make its food?

---



---

(iii) Without chlorophyll food cannot be made. Why?

---



---

(iv) Where do plants store their extra food?

---



---

(v) How is the food prepared by plants used?

---



---

## Worksheet 2

### **Plants-Living and Surviving**

#### **I. Answer the following conceptual questions,**

Abhi knew that plants adapt themselves to the conditions in the environment in which they live. He observed a plant and noticed the following characteristics:

1. It has lots of branches and leaves.
2. It can with stand summer heat.
3. It sheds its leaves in the autumn.

But he is confused to identify what kind of plant it is. Can you help him?

1. It is a plant that grows in plains. \_\_\_\_\_
2. It is a plant of hilly areas. \_\_\_\_\_
3. It is a plant that lives under water. \_\_\_\_\_
4. It is a plant that grows in marshy areas. \_\_\_\_\_

#### **II. What are they called?**

- (i) Plants that live on land. \_\_\_\_\_
- (ii) Water plants. \_\_\_\_\_
- (iii) Plants that eat insects. \_\_\_\_\_
- (iv) Trees that do not lose their leaves in winter. \_\_\_\_\_
- (v) Trees that lose their leaves during winter. \_\_\_\_\_

**III. Which type of terrestrial plants gives us food?**

---

---

**IV. How do the following help these plants to survive?**

(i) Roots of a mangrove tree.

---

---

(ii) The stem of a cactus plant.

---

---

(iii) The sloping shape of conifers.

---

---

**V. Where do we grow tea-plants?**

---

---

**VI. Why do some trees lose their leaves in winter?**

---

---

**VII. Name one plant which eats insects?**

---

---

**VIII. Where do mushrooms and moulds live?**

---

---

**IX. Why do some plants eat insects?**

---

---

**X. Some desert plants have roots that go very deep inside the soil. Why?**

---

---

**XI. Match the following.**

- |             |                                 |
|-------------|---------------------------------|
| (i) Crow    | (a) evergreen tree              |
| (ii) Monkey | (b) fixed aquatic plant         |
| (iii) Pine  | (c) aerial animal               |
| (iv) Rice   | (d) amphibian                   |
| (v) Lily    | (e) arboreal animal             |
| (vi) Frog   | (f) a plant of the grass-family |

## **SOCIAL STUDIES:**

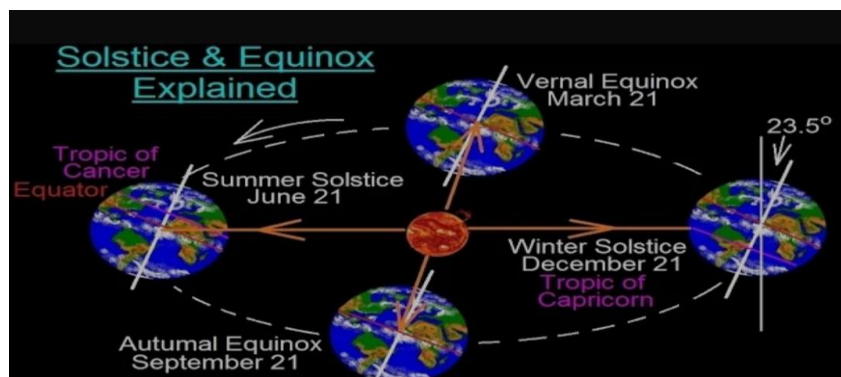
### **READING:**

**Read and understand the lessons:**

1. Our World.
2. Earth and its Movements.

### **ACTIVITY:**

1. Find out information about the scientific research stations of India and other countries and make a presentation.
2. Draw diagrams of Solstices and Equinoxes on the chart paper.



### **PROJECT:**

Collect maps of different continents, countries and oceans and make your own Atlas.

## **Worksheet 1**

### **1. Our World**

1. Who is called cartographer?

---



---

2. Define longitude and latitude.

---

---

3. Define Equator.

---

---

4. What is Prime Meridian?

---

---

5. Define grid.

---

---

**2. Earth and its Movements**

1. Define planet.

---

---

2. Define leap year.

---

---

3. We all know that the Sun rises in the east and sets in the west. Have you ever thought why this happens? Write the answer of the same on your note book.

---

---

4. Why spring equinox is also known as vernal equinox?

---

---

5. Define crater.

---

---

## Worksheet 2

### **I. Fill in the blanks.**

1. A \_\_\_\_\_ is a two dimensional representation of the Earth.
2. \_\_\_\_\_ are parallel lines.
3. \_\_\_\_\_ is the smallest continent in the world.
4. Latitudes and longitudes intersect to make a web-like structure called \_\_\_\_\_.
5. The \_\_\_\_\_ is considered as the 0 degree longitude.
6. Autumn equinox occurs on \_\_\_\_\_.
7. The Earth spins on its axis from \_\_\_\_\_ to \_\_\_\_\_.
8. \_\_\_\_\_ is an elliptical path on which the Earth revolves.
9. On 21st March, the rays of the Sun fall directly on the \_\_\_\_\_.
10. When the North Pole tilts towards the Sun, it is \_\_\_\_\_ in the \_\_\_\_\_ Hemisphere.

### **II. State whether these statements are true or false.**

1. The Earth is the fourth planet from the Sun. \_\_\_\_\_
2. All the planets in the solar system have life on them. \_\_\_\_\_
3. Ferdinand Magellan was the first to prove that the Earth was round. \_\_\_\_\_
4. The left and right sides of the Earth are known as poles. \_\_\_\_\_
5. There are 365 days in a leap year. \_\_\_\_\_
6. The mantle of the Earth is very hot and is in molten state. \_\_\_\_\_



7. The Earth takes a day or 24 hours to complete one rotation. \_\_\_\_\_
8. Longitudes run from north to south. \_\_\_\_\_
9. The Pacific Ocean is the smallest ocean. \_\_\_\_\_
10. The Indian Ocean is the smallest ocean. \_\_\_\_\_

### III. Choose the correct options.

1. A \_\_\_\_\_ is a three dimensional model of the Earth.  
a) Globe                      b) Map                      c) Grid
2. \_\_\_\_\_ is the largest continent  
a) Asia                      b) Africa                      c) Europe
3. The \_\_\_\_\_ is also known as Austral ocean.  
a) Atlantic                      b) Arctic                      c) Southern
4. Greenwich is a village in \_\_\_\_\_.  
a) Paris                      b) New York                      c) London
5. A \_\_\_\_\_ is a model of the Earth  
a) Map                      b) Globe                      c) Ocean
6. There are \_\_\_\_\_ hours in a day  
a) 25                      b) 26                      c) 24
7. A year has \_\_\_\_\_ days  
a) 355                      b) 365                      c) 375

### IV. Give one word answers.

1. A small model of the Earth. \_\_\_\_\_

2. A layer of air surrounding the Earth. \_\_\_\_\_
3. A book of maps. \_\_\_\_\_
4. An instrument used by sailors to find directions. \_\_\_\_\_
5. A drawing of the Earth on a flat surface. \_\_\_\_\_

**V. Match the columns.****Column A**

1. Tropic of Cancer
2. Tropic of Capricorn
3. Arctic Circle
4. Antarctic Circle

**Column B**

- 66 $\frac{1}{2}$ °S
- 66 $\frac{1}{2}$ °N
- 23 $\frac{1}{2}$ °S
- 23 $\frac{1}{2}$ ° N

**MATHEMATICS:**

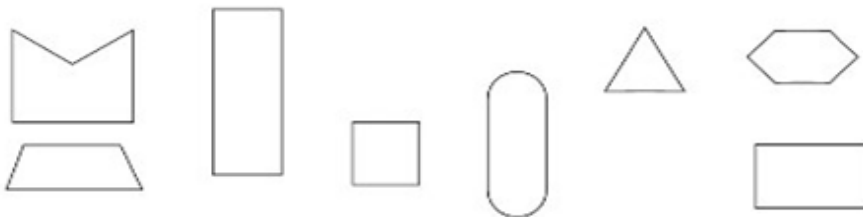
1. Complete the worksheets related to different mathematical concepts.
2. Learn Table 2 to 15 (dodging)
3. Write the number names from 10000 to 10500.
4. Make your own three and four digit number and find the product.
5. Make your own three and four digit numbers and divide the numbers.
6. Make a chart on two famous mathematicians.
7. Make a working model on different types of angles. (Section Emerald)
8. Make a working model of clock. (Section Turquoise)
9. Make a working model of division. (Section Diamond)

**MENTAL MATH:**

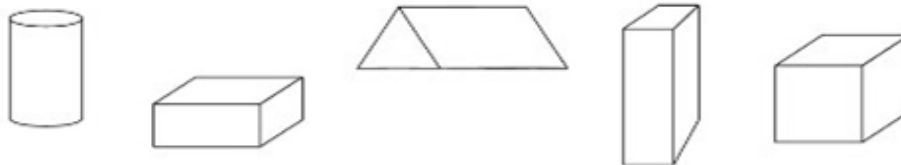
**Worksheet 1**



1. Which of these are the faces of a brick? Mark a tick




2. Which of these is a drawing of a brick? Mark a tick (✓).




3. Make a drawing of a brick to show 3 of its faces.



4. Colour some bricks red and make your own 'jaali' patterns in the wall drawn below :



# Worksheet 2



**I. Write the expanded form :**

1. 2187 =
2. 7036 =
3. 2601 =
4. 6004 =
5. 9302 =


**II. Write the numbers for the following expanded forms :**

1.  $9000 + 500 + 40 + 1 =$
2.  $7000 + 60 + 2 =$
3.  $6000 + 500 + 30 + 3 =$
4.  $4000 + 40 + 8 =$
5.  $500 + 4000 + 2 =$
6.  $5 \times 1000 + 3 \times 100 + 2 \times 10 + 1 =$
7. 5 thousands + 4 hundreds + 3 tens + 1 one  
=

**III. Fill in the blanks :**

1.  $9671 = 9 \times \underline{\hspace{2cm}} + 6 \times \underline{\hspace{2cm}} + 7 \times \underline{\hspace{2cm}} + \underline{\hspace{2cm}}$
2.  $2345 = 2 \times \underline{\hspace{2cm}} + 3 \times \underline{\hspace{2cm}} + 4 \times \underline{\hspace{2cm}} + 5$
3.  $709 = \underline{\hspace{2cm}} + \underline{\hspace{2cm}} + \underline{\hspace{2cm}}$
4.  $5153 = 5 \text{ thousands} + \underline{\hspace{2cm}} \text{ hundred} + 5 \underline{\hspace{2cm}} + 3 \underline{\hspace{2cm}}$

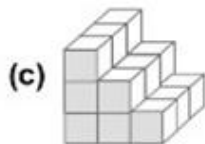
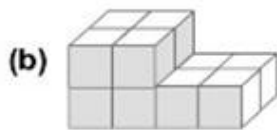
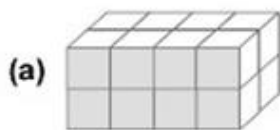
Worksheet 3



**I. Find objects similar to these, then draw the top, front and side view of each.**

<p>(a)</p>	<p>(b)</p>	<p>(c)</p>	<p>(d)</p>
top	top	top	top
front	front	front	front
side	side	side	side

**II. Draw the top, front and side views of each object.**



Top view	Front view	Side view

# Worksheet 4



Tick-Tick-Tick

**I. How many hours pass between :**

1. 11 a.m. and 6. p.m.

2. 8 a.m. and 4 p.m.

3. 10 a.m. and 6 p.m.

4. 10 a.m. and 10 p.m.

5. 6 a.m. and 11 a.m.

6. 7 a.m. and 9 p.m.

7. 12 a.m. and 12 p.m.

8. 9 p.m. and 1 a.m.

9. 4 a.m. and 1 p.m.

10. 1 a.m. and 12 p.m.

**II. How many minutes pass between :**

1. 3 a.m. and 3:25 a.m.

2. 7:30 a.m. and 8:15 a.m.

3. 4:55 p.m. and 5:35 p.m.

4. 9:40 p.m. and 10:15 p.m.

5. 7:05 a.m. and 7:55 a.m.

6. 3 a.m. and 3:20 a.m.

7. 2 p.m. and 3:35 p.m.

8. 11:30 a.m. and 11:45 a.m.

9. 6:45 p.m. and 7:15 p.m.

10. 6:30 a.m. and 7:05 a.m.

## Worksheet 5

### The Junk Seller

Find the following products using the expanded notation method :

1.  $1168 \times 2 = (1000 + 100 + 60 + 8) \times 2$   
 $= (1000 \times 2) + (100 \times 2) + (60 \times 2) + (8 \times 2)$   
 $= 2000 + 200 + 120 + 16$   
 $= 2336$

2.  $2306 \times 3 =$


3.  $4211 \times 4 =$

4.  $5321 \times 5 =$





5.  $2020 \times 6 =$

6.  $7026 \times 7 =$

# Worksheet 6



1. Match the following :

(a)		$\frac{1}{2}$	One-third
(b)		$\frac{1}{4}$	Three-fourths
(c)		$\frac{3}{4}$	One-fourth
(d)		$\frac{1}{3}$	One-half

- There are 60 mangoes.  $\frac{1}{2}$  of them are ripe. How many mangoes are ripe?  
\_\_\_\_\_
- There are 32 children  $\frac{1}{2}$  of them are girls. How many children are boys?  
\_\_\_\_\_
- There are 20 stars. A quarter of them are red. How many stars are red.  
\_\_\_\_\_
- If a collection has 10 objects, how many objects are there in one-half of the collection? \_\_\_\_\_
- If a collection has 24 objects, how many objects are there in one-fourth of the collection? \_\_\_\_\_
- If a collection has 15 objects, how many objects are there in one-third of the collection? \_\_\_\_\_



**GK:**

1. Collect the pictures of the famous leaders around the world and make a collage out of them. Paste it on a scrap book with the names of the leaders and the countries they're associated with.
2. Draw ten traffic signs on a scrap book and write what they represent in a word or two.
3. Choose one Comic book character that you like and make a chart on them. Use pictures to make it beautiful.

**IT:**

1. List some of the most important technological developments of the recent times. (on notebook)
2. Find out the names of five wearable gadgets and where they can be worn. (on notebook)
3. Learn how to make the use of pen drive.
4. Write and learn different units of measurement like byte, megabyte, kilobyte and so on. (on notebook)
5. Learn to use different shortcut keys on keyboard.
6. Learn to use the following functions keys present on keyboard.
  - a) F2
  - b) F3
  - c) F4
  - d) F5

**URDU:**

مضمون: اردو

جماعت: چہارم

سرمائی کام

مندرجہ ذیل الفاظ سے جملے بنائیے:

ذہین، پہاڑ، ظالم، اصرار، اخلاق، روشن، قدرت، راحت،  
نعمت، صدمہ، شفقت، عمل، منصوبہ۔

"موسم سرما" اس عنوان پر (۱۰۰ الفاظ) پر مشتمل مضمون  
تحریر کریں۔

سبق نمبر ۲، ۱، اور ۳ کی عبارت خوانی اور املا کے لئے لکھائی  
کی مشق کریں۔

انگریزی اخبار میں اہم سرخی نکال کر اردو میں ترجمہ کر کے  
اپنے الفاظ میں لکھیے۔

ایک چارٹ پیپر پر ٹیلی فون اور موبائل فون بنائیں اور  
دونوں کی فرق اور چند فوائد تحریر کریں۔

ورک شیٹ۔ ۱

دئے گئے واحد الفاظ کے جمع الفاظ لکھئے:

۱۔ نصیحت-----

۲۔ دوات-----

۳۔ لڑکی-----

۴۔ خبر-----

۵۔ کتاب-----

ورک شیٹ۔ ۲

جملوں میں "نے، کا، کے، کی اور کو استعمال کریں:

۱۔ یہ احمد----- گھر ہے۔

۲۔ اس----- گاڑی خراب ہو گئی ہے۔

۳۔ اسلم----- خط لکھا۔

۴۔ میں شام----- پڑھوں گا۔

ورک شیٹ۔ ۳

مندرجہ ذیل الفاظ سے جملے بنائیں:

۱۔ منصوبہ

-----

۲۔ رہنما

-----

۳۔ ذہین

-----

۴۔ ظالم

-----

۵۔ عمل

-----

**KASHMIRI:**

وہد کام:

مضمون: کاشمر

Writting	Reading	Activities
<p>☆ مؤلہ اچہرہ اچہرن ہنزان۔ ”ا“ پٹھ ”ے“ تام۔</p> <p>☆ اچہرن ہنزان اجن شکلن ہنزان تہ تہند ورتا۔</p> <p>☆ آواز نشانن ہنزان تہ ورتا۔ ”آ، ا، ا، ا، ا، ا، ا، ا، ا“</p>	<p>سبق نمبر ۳، ۲، ۱ تہ ۲ پُن تہ امیک معنی تجھن۔</p>	<p>پنہ دوہ دہہ زندگی مژورتا وہہ وہہ والین ۵۰۰ لفظن ہند اکھ فہرست بناؤ وہہ پاٹھر۔ مسکن: Today: آز Yesterday: راتھ Tomorrow: پگاہ۔ Good: اصل۔ تہتر۔</p>
<p>☆ پانس مٹر جوتھ وہن رشتن ہند لیکھو کاشمری پاٹھر ناو۔ مسکن، یوے، پنہ، مول، مون تہتر۔</p>		<p>پنہ عن گرن مژرتنہ آ مژن بنین تہ سنین مژر استعمال کرنہ آمتن مصالن ہنر شکلیہ تہ تہند کاشمر ناو لیکھو ا کس چارٹ پیپرس پٹھ۔ مسکن اہ، دا لکھن تہتر۔</p>

<p>☆ جیسا کہ تہ ہجری رتبن ہند کر ناو۔</p> <p>☆ ستن دوہن ہند کر ناو۔</p>		<p>پرائس و قس مٹا استعمال کرنے ینہ والین مختلف چیزن ہنز انکاری حاصل کرتھ مشن کانگر، فپ، کھراو، سماوار، دان لوہن ہتر بروہہ کہتھا تھ بناوا کھ وید یو تہ تھ مٹا کر وین چیزن ہنز اہمیت بیان۔</p>
<p>”میون سکول“ تہ ”کشیپر ہند وند“ عنوان تحت لیکھو ۲۰۰ لفظن پٹھ مشتمل اکھا کھ موخصر مضمون۔</p>		<p>پنہ نس گر کس کانسہ تہ بزرگس نانی یا ہڈی ہس، ہتر کروا کھ کتھ باتھ کاشیر زبانز منز تہ پڑھوس لو کپارس متعلق کینہہ سوال تہ سہ کروا کس وید یو وس منز ریکارڈ</p>

**ARABIC:**

المادة: اللغة العربية و الدراسات الاسلاميه  
الصف: الرابع

(۱) وضو کے فرائض و سنتیں (حفظ)

(۲) نماز کے فرائض، واجبات و سنتیں (حفظ)

(۳) درود ابراہیم (حفظ)

(۴) دعا قنوت (حفظ)

(۵) سورة الضحیٰ اِلی سورة الناس (حفظ)

(۶) یومیہ تحریری مشق از دروس الاسلام (سبق ۱ تا ۴)

(۷) قرآءة مشق اسلامیات (سبق ۱ تا ۴)

(۸) یومیہ تحریری مشق عربی (صفحہ ۳۵ تا ۵۳)



**“We wish you a wonderful Time ahead”**