

DUBAI GRAND INTERNATIONAL SCHOOL

WINTER ASSIGNMENT

BRIDGE COURSE FOR 1ST TO 2ND

Dear children,

We are sure that all of you would make plans for a fun filled winter vacation. We wish that you enjoy your work with your family and friends. Freedom brings more responsibility, keeping this in mind, we have planned winter assignment for you to keep you engaged positively and your energies well directed.

GENERAL INSTRUCTIONS FOR STUDENTS:

Here are some ways by which you can make your holidays and learning at the same time:



- *Talk about the things you see around.*
- *Converse in English as much as possible.*
- *Look after your Grand parents, parents, younger brothers and sisters.*
- *Help parents in small house chores, like dusting and organizing the house.*
- *Play Indoor games.*
- *Learn about your religion.*
- *Pray salah fives times in a day.*
- *Recite Quran Sharief.*
- *Winter work should be done as per the instructions given in a neat and legible writing.*
- *Assessment of winter work will be done based on originality, neat handwriting, presentation, and submission of the work on time.*
- *Prepare a systematic timetable and follow it from the very first day.*

GENERAL INSTRUCTIONS FOR PARENTS

- *Parents are requested to encourage their ward to do their homework independently.*
- *Parents can extend guidance to their children if needed.*
- *Maintain one thick four line notebook for English and EVS.*
- *Maintain small square notebook for Maths.*
- *Maintain one thick single broad line notebook for Urdu, Arabic, and Kashmiri.*
- *Date of submission of winter assignment will be notified.*
- *Parents are required to submit the given worksheets along with the notebooks.*
- *No notebook or project work or scrap book will be accepted by the Teacher Incharge without student's name, class and section.*

ENGLISH:

READING:

Read and comprehend the lessons:

1. The Monkey Orchestra.
2. Frogs at school.
3. Sunil and Anil learns a lesson.

READING COMPREHENSION:

WORKSHEET NO 1

Read the passages carefully and answer the questions that follow:



Sunil and Anil were twins. They shared everything. They shared the same birthday, the same bedroom and the same friends. They both played for the same football team, and both the boys shared all the same toys. One Saturday, Sunil and Anil went outside to play with their red toy wagon. The twins loved the toy wagon. Both twins wanted to do different things with the same wagon. The mother heard the boys arguing and came outside. “You boys must share the wagon”, said mother. The twins did not want to share the wagon.

I. Fill in the blanks.

1. _____ and _____ were twins.
2. They both played for the same _____ team.
3. Sunil and Anil went outside to play with their _____.
4. The _____ loved the toy.

II. Answer the following questions.

1. Who were the twins?

Ans: _____.

2. What did they share?

Ans: _____.

3. What did the boys wanted to do with the wagon?

Ans: _____.

4. Who heard the boys arguing?

Ans: _____.

III. Make sentences of the following words.

1. Twins _____
_____.

2. Argue _____
_____.

WORKSHEET NO 2



Mowgli was a little boy who lived in a jungle. He was walking through the jungle one bright morning, singing a merry song. On the way he met his friend Baloo, the bear.

“What a beautiful song!” said Baloo “ I wish there was some music for your song. But I cannot play any music for you”.

Suddenly there was a sound in the branches above them. Baloo and Mowgli looked up. It was the monkeys screaming and shouting. The monkeys always made a lot of noise. "We heard you, "they chattered."We will play music for you. ""We would be very happy, "said Baloo."But how can you? You do not have any guitars, drums, or any other musical instruments."

The monkeys just laughed. "We do not need any of them, "they cried and jumped over to an old hollow log that was lying on the ground. They hit it with their hands and made an ice sound. Some of them brought some dried gourds with seeds in them and started shaking them like rattles. Some of them tied some long plants to a couple of branches and began playing them.

"What a wonderful music band you make!"said Mowgli.

I. Answer the following questions.

1. Who played music for Mowgli and Baloo?

Ans: _____

2. How did monkeys make music?

Ans: _____

3. "What a wonderful music band you make!" Who said these words to whom?

Ans: _____

II. Make sentences of the following words.

1. Scream


Ans: _____

2. Rattles

Ans: _____

LISTENING:**Worksheet No 1**

Read the below given passage to your children 2-3 times and then ask them to attempt the following exercise. Kindly don't repeat the passage once they start attempting the exercise.



Ahmad's class was playing cricket. He was having so much fun! When the ball went flying into the air, he quickly ran to catch it. Instead of catching the ball, the ball hit Ahmad's head. Ahmad fell to the ground. "My head really hurts," he told his teacher. Ahmad's teacher walked him to the school nurse. She gave Ahmad an ice pack for his head. Soon, his head began to feel better.

1. Who were the characters in the story?
(a) Ahmad (b) Sahil (c) Nurse (d) Teacher
2. Ahmad's class was playing
(a) Football (b) Cricket (c) Tennis (d) Chess
3. Ahmad's teacher walked him to the
(a) Principal (b) Nurse (c) Librarian (d) Peon

SPEAKING:

I. Do prepare a presentation of one minute length on any of the two topics:

1. My pet
2. My family
3. My favourite cartoon
4. My favourite game
5. Myself

Record a video of your presentation and send it in your respective whatsapp Group on 10th february.

WRITING:

1. Describe an experience of sharing.
2. Write and learn difficult words of the lessons
 - i) The Monkey Orchestra
 - ii) Frogs at school
 - iii) Sunil and Anil learns a lesson
3. Using the text, from your English book write one cursive page daily.



1. Common and Proper noun.
2. Punctuation, Articles.

3. Antonyms, Homophones.

Complete the following given worksheets.

WORKSHEET NO 1

I. Circle the proper noun and underline the common noun in each sentence.

1. Adil is her cousin.
2. Tina played with her brother.
3. We will go to the Delhi Zoo this evening.
4. Paris is the beautiful city in Europe.
5. Our new classmate is from Bangalore.
6. Pizza, burger, noodles are all junk foods.
7. It is the month of January.
8. My teacher left for Dubai.
9. Ahmad is holding a book in his hand.
10. He drove from our school to Noora hospital.

II. Tick the correct article (a/an/the) in each sentence.

1. John wanted to read **a/an** comic book.
2. The class went on **a/an** field trip.
3. He likes to read **an/the** short stories.
4. I want **a/an** burger.
5. I quickly ate **the/an** cookies.
6. **A/an** oval is shaped like **a/an** egg.

7. There is **a/an** orange on the table.

8. I saw **a/an** otter at the zoo.

WORKSHEET NO 2

I. Write the correct article before each noun.

1. _____ igloo.

2. _____ banana.

3. _____ tree.

4. _____ eagle.

5. _____ bench.

6. _____ kitten.

7. _____ tiger.

8. _____ owl.

9. _____ ball.

10. _____ egg.

VOCABULARY:

1. Prepare a handmade dictionary of letters A-M having atleast 5 words from each letter.



EVS:

READING:

Read and understand the lessons:

1. My Body
2. Our Environment

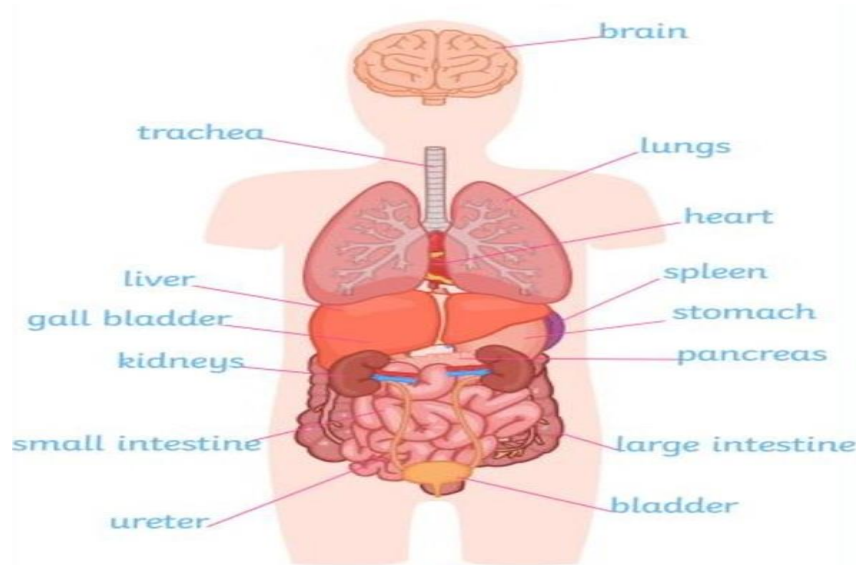
WRITING:

1. Write and learn the new words with their meanings of lessons
 - i) My Body
 - ii) Our Environment
2. Write the functions of different internal and external organs.

Complete the given worksheets.

WORKSHEET NO 1

1. MY BODY



I. Fill in the blanks.

1. The two types of organs are _____ and _____.
2. _____ is the most important part of our body.
3. The brain is protected inside the _____.
4. The heart is protected by the _____.
5. Lungs are also called _____.
6. Kidneys filter _____ and _____ from our body.
7. There are _____ bones in the human body.
8. Our _____ and _____ are made up of muscles.

9. _____ is a j- shaped bag.
10. There are _____ kidneys in the body.

II. Give one word answer.


1. Breaks down food into smaller parts. _____
2. The row of small bones that are joined together in the middle of the back. _____
3. A gas that living things, except plants and trees, breathe out. _____
4. An organ of our body that helps us to taste. _____
5. The largest organ in our body. _____

III. Write down any two functions of the following.

1. Tongue _____
_____.
2. Brain _____
_____.
3. Stomach _____
_____.

WORKSHEET NO 2

OUR ENVIRONMENT



I. Fill in the blanks.

1. _____ things are created by human beings.
2. The world that we see around us is our _____.
3. _____ and _____ are also living things.
4. All other living things need _____ to live.
5. The leaves of _____ plant droop when touched.
6. All the things that are not alive are called _____ things.
7. Living things need food and _____ to live.

II. Write any two differences between living and non-living things.

Living	Non- Living

III. Write true or false.

1. Living things grow, develop and change. _____
2. Everything that moves is a living thing. _____
3. Birds, animals and human beings are living things. _____
4. The world that we see around us is our environment. _____

ACTIVITIES:

1. Make model of any internal organ with the help of pulses.



Material Required:

Cardboard, chart Paper, glue, pencil, eraser and different pulses.

Steps:

1. Take a card board and paste chart paper on it.
2. Draw the diagram of any internal organ on it with the help of pencil.
3. Using glue, paste different pulses on it beautifully.
4. Label the diagram neatly.

MATH:

WRITING:

1. Write number names from 100 to 500 and practice once in two weeks.
2. Revise the concept of addition and subtraction.
3. Write and learn Tables from 2 to 12 (two times).

4. Understand the concept of ascending and descending order.

ACTIVITIES:

1. Make a working model of digits showing their face value and place value.



Material Required:

Cardboard, chart paper, foam sheet, glue and marker to write the numbers in bold.

Steps:

1. Take a card board and paste chart paper on it.
2. Cut three to four strips from any paper and mark numbers 0 to 9 on each strip.
3. Cut triangle shapes from the foam sheet and write place value on them. Paste them on the top of the strips.
4. Cut small rectangular strips as well for writing places like (ones, tens, hundreds etc.)
5. From the foam sheet, cut big square shapes so that strips will be easily movable through them.
6. Paste these square shapes at the top or middle.
7. From this you will easily be able to write the place value of any number.

2. Make a chart for ascending and descending order.

URDU:

دی گرینڈ انٹرنیشنل اسکول سرمائی کام

جماعت: دوم

مضمون: اردو

☆ مندرجہ ذیل الفاظ سے جملے بنائیے:

عزت، ہوا، رنگ، احترام، لڑکی، کھجور، آدمی، تیل، علم، تنگ، صفائی، کھیل، کپڑے، برف، مسجد، آزاد، خدا

☆ پانچ پھولوں کے نام لکھئے۔

☆ سبق نمبر ۱ سے دو تک عبارت خوانی کریں۔

☆ لکھائی کی مشق (املا/Dictation) سبق نمبر ۱ سے ۲ تک کریں۔

☆ دئے گئے عنوانات (کہانی) کے مطابق ویڈیو ریکارڈ کریں اور اپنے جماعت کے گروپ میں بھیجیں:

صفائی کی اہمیت۔

ایمانداری

☆ واحد جمع اور مذکر مونث کے دو الگ الگ خوبصورت چارٹ بنائیں۔

دہی کریڈ انٹرنیشنل اسکول سرینگر

ورک شیٹ-۱

☆ دئے گئے اشاروں کی مدد سے بے ترتیب حروف کو ترتیب دے کر الفاظ لکھیے۔

ر ب ی ک : چار ہیروں والا پالتو جانور

ا و ہ ج : بل میں رہنے والا جانور۔

ی چھ م ل: پانی میں رہتی ہے۔

ے ر ش : جنگل کا راجا۔

ن ا س پ: زمین پر لہراتے ہوئے چلنے والا جانور۔

ل پ ک : ترکاری ہے

ورک شیٹ-۲

☆ الفاظ کو جوڑ کر لکھیے۔

(۱) ک + ن + و + ل =

(۲) ک + ن + و + ا + ل =

(۳) د + ا + ن + ت =

(۴) بھ + ل + ن + س =

(۵) آ + ن + کھ =

(۶) م + ک + ا + ن =

(۷) پ + ی + ا + ز =

(۸) پ + ی + ل + ی =

☆ ذیل میں دیے گئے بے معنی الفاظ کو جوڑ کر بامعنی الفاظ بنائیں۔

کڑی	نت
حت	وری
د	گل
=م	جن
شکل	اب

ورک شیٹ- ۳

☆ بے ترتیب الفاظ کو صحیح ترتیب دے کر جملے بنائیں۔

- (۱) دو ات کو داد دو۔
- (۲) صاف کر دانت۔
- (۳) لایا ڈاک ڈاکیہ۔
- (۴) چڑیا پر ہے ڈال۔
- (۵) داغ پر ہے چادر۔
- (۶) سچ دینا کا ساتھ چاہیے۔
- (۷) ہے خراب کپڑے۔
- (۸) موسم خرابی کی سے ہے وجہ کی راستہ بند۔

KASHMIRI:

جماعت: دویم
مضمون: کاشغر
دفتر کام:

Writing	Reading	Activity
<p>☆ اچھرن پھن زان۔ ☆ اچھرن پھن اجن شکن پھن زان۔</p>	<p>☆ صفحہ نمبر ۵ تا ۲۵ اچھرو تہ بچھو۔</p>	<p>☆ ”کشمیر ہنڈ دفتر“ یا ”موبائل فون“ عنوانس تحت کُرو اکھڑی شاہ تیار تہ کُریون اُکس ویڈیوس مٹھریکارڈ۔</p>
<p>☆ () ، () ، () دینہ آمتھو آواز نشا نو تہ لیکھو تہ لفظ تہ تھو لفظ نو تہ لیکھو اُکھ اُکھ صفحہ دوہے۔ مثن: آل ، ب ، خ تہ۔</p>		<p>☆ چھہ ہنر مندی تہ بناؤ اُکھ خوش پونی ڈھہہ وکارد۔</p>

ARABIC:

مهبة الشتاء للصف الثاني المادة: اللغة العربية والدراسات الاسلامية

اللغة العربية

- اكتب الحروف الهجاء.
- اكتب الحروف الهجائية بفتح، كسرة وضمه.
- اكتب صفحات لكل كلمة تبدأ بصاد ضاد و ط

الدراسات الاسلامية

- احفظ سورة الاخلاص مع ترجمة.
- احصل على العلوم عن الله تعالى والنبى آدم عليه السلام وقم بالقاء الموضوع المحدد واعد الفيديو لذلك الموضوع.

قرآن الكريم

- تكرر المشق لحروف الهجائية، مفردات، مركبات، حركات وحركات الاشباع مع التجويد.
- احفظ قاعدة الحروف اللينة وتمرينها
- احفظ من سورة الناس الى سورة العلق



“We wish you a wonderful Time ahead”