

# DUBAI GRAND INTERNATIONAL SCHOOL

## WINTER ASSIGNMENT

### BRIDGE COURSE FOR 2ND TO 3RD

*Dear children,*

*We are sure that all of you would make plans for a fun filled winter vacation. We wish that you enjoy your work with your family and friends. Freedom brings more responsibility, keeping this in mind, we have planned winter assignment for you to keep you engaged positively and your energies well directed.*

### **GENERAL INSTRUCTIONS FOR STUDENTS:**

*Here are some ways by which you can enjoy your holidays and learning at the same time:*



- *Talk about the things you see around.*

- *Converse in English as much as possible.*
- *Look after your Grand parents, parents, younger brothers and sisters.*
- *Help parents in small house chores, like dusting and organizing the house.*
- *Play Indoor games.*
- *Learn about your religion.*
- *Pray salahfives times in a day.*
- *Recite Quran Sharief.*
- *Winter work should be done as per the instructions given, in a neat and legible writing.*
- *Assessment of winter work will be done based on originality, neat handwriting, presentation, and submission of the work on time.*
- *Prepare a systematic timetable and follow it from the very first day.*

### **GENERAL INSTRUCTIONS FOR PARENTS**

- *Parents are requested to encourage their ward to do their homework independently.*
- *Parents can extend guidance to their children if needed.*
- *Maintain one three in one notebook for all the subjects.*
- *Date of submission of winter assignment will be notified.*
- *Parents are required to submit the given worksheets along with the notebooks.*
- *No notebook, project work or scrap book will be accepted by the Teacher Incharge without student's name, section, and class.*

**ENGLISH:****READING:**

**Read these lessons with stress on pronunciation, intonation and expressions.**

1. The King and the Bees.
2. Cats can sleep anywhere.
3. When Rusty played Holi.

**Reading Comprehension:****Worksheet 1**

Long ago, there lived a very wise King. He was known far and wide for his wisdom. One day, the Queen of neighbouring land came to meet him. She wanted to check his wisdom. She put two wreaths, out of which one was made of real flowers and the other was made of artificial flowers. She asked the king to recognize the real wreath. The two wreaths were so alike, the King couldn't tell the difference.

He remembered that there was a climbing vine with flowers outside his window. He also remembered that there was a beehive with many bees, next to the vine. The king had an idea. He ordered his soldiers to open that window. There came a swarm of bees around the wreath made of real flowers. The King nodded his head towards the Queen by showing her the real wreath.

The Queen praised the King and his wisdom.

**Answer these questions.**

1. Why the Queen came to visit the King?

---

---



---

2. What was the riddle of the Queen that she put forth the King to check his wisdom?

---



---

3. How were the wreaths looking like?

---



---

4. How did the King respond?

---



---

5. Did the Queen praised the King or insulted him?

---



---

**Worksheet 2**

Ranbir and Rusty moved around the hill and came down to the clock tower. There, the spring had really been declared open.

Clouds of colour dust rose in the air and spread, and Jets of water...green and orange and purple...burst out everywhere.

Children formed groups. They were armed mainly with bicycle pumps or pumps made from bamboo stems, from which colourful water spurted out.

A bicycle pump was directed at Rusty and a jet of black water came flying onto his face. Rusty was blinded for a moment and left in a great confusion. Then, a horde of children attacked him from all sides, squirting colourful liquid out of their pumps.

Rusty’s shirt and pyjamas were drenched though. They stuck to his skin. Then, someone gripped the end of his shirt. The stranger tugged at it until it tore and came away. Dust was thrown on the boy, on his face and body.

**Answer these questions.**

1. Where did Rusty and Ranbir moved?

---



---

2. What were the colours of the dust which was spread in the air?

---



---

3. What were the children carrying in their hands?

---



---

4. Why was Rusty blinded for a moment?

---



---

5. What the stranger did with Rusty?

---



---

**WRITING:**

1. Describe your favourite cartoon character on your journal.
2. Using the text, from your English book write one cursive page daily.

**LISTENING COMPREHENSION****Worksheet 1**

**Read the below given passage to your children 2-3 times and then ask them to attempt the following exercise. Kindly don't repeat the passage once they start attempting the exercise.**

Bees are insects. Bees are special insects because they can fly! They can move through the air like an airplane! Bees can fly because they have wings. They use their wings to fly. Bees can fly fast. Bees can also fly slow. They can fly up and they can fly down. They need to fly to get to the flowers! Bees can have three colours. They can be yellow, red, and orange. All bees are black in some places. Bees have three main parts. They have a head, body, and a stinger. The stinger is used to defend against enemies. They also have six legs. They use their legs to stand and climb. They also use their legs to eat and collect pollen. Bees live in Africa, Australia, Asia, Europe, North America, and South America. The only continent that bees do not live on is Antarctica! I understand why they don't live in Antarctica. It's too cold! Most of the time, bees are nice to humans. If you do not bother them, they will not bother you. Have fun watching the bees this summer!

**Answer the following questions.**

1) What are bees?

- a. Mammals      b. Birds      c. Reptiles      d. Insects

2) How do bees fly?

- a. They use their legs                      b. They use their head.  
c. They use their wings.                    d. None of the above.

3) How many legs do bees have?

- a. Two      b. Four      c. Six      d. Eight

4) What is the stinger used for?

- a. Eating food              b. Defense against enemies              c. Both a and b.  
d. None of the above.

5) Where do bees live?

- a. North America      b. Asia      c. Antarctica      d. Both a and b



1. Common and Proper Noun.
2. Collective Nouns
3. Simple past tense, simple present tense.

**Complete the given worksheets.**

**Worksheet 1**

**Q1. Give two examples of proper nouns.**

i. Country \_\_\_\_\_.

ii. Animal \_\_\_\_\_.

iii. River \_\_\_\_\_.

iv. Monument \_\_\_\_\_.

v. Fruits \_\_\_\_\_.

**Q2. Rewrite each word and sentence capitalizing proper noun.**

i. yuvrajsingh \_\_\_\_\_.

ii. amazonforest \_\_\_\_\_.

iii. tamilnadu \_\_\_\_\_.

iv. bible \_\_\_\_\_.

v. kiranbedi \_\_\_\_\_.

vi. I want to visit alipore zoo in kolkata. \_\_\_\_\_

\_\_\_\_\_.

vii. daffodils is a beautiful poem written by williamwordsmith. \_\_\_\_\_



- \_\_\_\_\_.
- viii. rabindranathtagore is a famous poet. \_\_\_\_\_
- ix. sirarthurconandoyle created character sherlockholmes. \_\_\_\_\_
- \_\_\_\_\_.
- x. I went to delhi by rajdhaniexpress \_\_\_\_\_
- \_\_\_\_\_.

## Worksheet 2

### **Q1. Underline the collective nouns in the following sentences.**

- a. Ravi is the captain of the team.
- b. A herd of cows are eating grass.
- c. The crowd was waiting for the ticket.
- d. Our army is our pride.
- e. A flock of birds are flying in the sky.
- f. I brought a new pair of shoes.
- g. My mother was showing her wedding album of pictures.
- h. The shop is filled with beautiful bouquets.

### **Q2. Fill the blanks with suitable collective nouns.**

- a. I went to see the \_\_\_\_\_ of musicians.
- b. The \_\_\_\_\_ of birds gathered around the pond.
- c. Look at the \_\_\_\_\_ of ships.

- d. Our \_\_\_\_\_ won the match.
- e. Put the pictures in the \_\_\_\_\_.
- f. My father bought me a \_\_\_\_\_ of shoes.
- g. The students of our \_\_\_\_\_ are very creative.
- h. A \_\_\_\_\_ of bees was seen on the tree.
- i. A \_\_\_\_\_ of cows was grazing in the field.
- j. My \_\_\_\_\_ of keys were lying on the floor.

### **VOCABULARY:**

1. Select the new words from the lessons given above, use dictionary to find their meanings and frame sentences.

### **SPEAKING:**

Do prepare a presentation of two minute length on “Myself”. Record a video of the same and send it in your Whatsapp Group on 10<sup>th</sup> February.

### **SCIENCE:**

#### **READING:**

**Read and understand the lessons:**

- 1. Living and non-living things.
- 2. Animals and More.

**Activity:**

1. Make a small, square shaped pocket chart collect the pictures of at least 6 living and non-living things and paste them on the chart.
2. Paste two pictures of carnivores, omnivores, herbivores, amphibians, scavengers and reptiles respectively on a chart.

**Project:**

Make a model of wildlife sanctuary.

**Worksheet 1**

**1. LIVING AND NON LIVING THINGS**

**Q1. Write five differences between living and non-living things.**

| LIVING | NON-LIVING |
|--------|------------|
|        |            |
|        |            |
|        |            |
|        |            |
|        |            |

**Q2. Choose the correct option from the following.**

1. All animals and plants need \_\_\_\_\_ to breathe.

- a. Water      b. Air      c. Cloud      d. Shelter

2. We live here and all animals need this too.

- a. Shelter      b. Space      c. Air      d. Water

3. Living things grow and \_\_\_\_\_.

- a. Shelter      b. Natural      c. Change      d. Sun

4. Plants need the light from the \_\_\_\_\_ to grow.

- a. Sun      b. Air      c. Natural      d. Water

5. Animals need \_\_\_\_\_ to eat.

- a. Food      b. Cloud      c. Shelter      d. Water

**Q3. Write True or False.**

a. Human beings are living things. \_\_\_\_\_

b. Non-living things can breathe. \_\_\_\_\_

c. The water, air and sunlight are living things. \_\_\_\_\_

d. Living things can grow, use energy and breathe. \_\_\_\_\_

e. Non-living things have senses. \_\_\_\_\_

**Q4. Answer the following.**

1. What are the special features of living things?

---

---

---

2. How do living beings reproduce?

---

---

---

3. How can you prove that all living things feel?

---

---

---

4. How do plants prepare their food?

---

---

## Worksheet 2

### 2. ANIMALS AND MORE

#### **I. Fill in the blanks.**

1. Mammals feed their \_\_\_\_\_ with milk.
2. \_\_\_\_\_ help birds to fly.
3. Reptiles \_\_\_\_\_ on the ground.
4. Insects have \_\_\_\_\_ legs.
5. Animals that give birth to their child are called \_\_\_\_\_.

#### **II. Put a tick (√) against the correct sentences and cross (x) against the wrong ones.**

1. Domestic animals are useless. \_\_\_\_\_
2. Lion is a domestic animal. \_\_\_\_\_
3. Peacock is an insect. \_\_\_\_\_
4. Insects have four legs. \_\_\_\_\_
5. Snake is a reptile. \_\_\_\_\_

**III. Match the following.**

- |                 |                                     |
|-----------------|-------------------------------------|
| 1. Domestic     | (a) Live both on land and in water. |
| 2. Wild Animal  | (b) Gives milk                      |
| 3. Amphibian    | (c) Found in jungle.                |
| 4. Milch animal | (d) Animals are very useful to us.  |

**IV. Give two examples of each.**

1. Animals that live on land\_\_\_\_\_.
2. Animals that live in water\_\_\_\_\_.
3. Animals that live both on land and in water\_\_\_\_\_.
4. Animals that live on trees\_\_\_\_\_.
5. Birds that cannot fly\_\_\_\_\_.
6. Insects that can fly\_\_\_\_\_.

**SOCIAL STUDIES:**

**READING:**

**Read and understand the lessons:**

1. Earth and our home.
2. The Globes and Maps.

Worksheet 1

**I. THE EARTH OUR HOME**

1. Define Earth.

---

---

2. What is a coast?

---

---

3. What is an eclipse?

---

---

4. Name the important gases present in the atmosphere.

---

---

5. Define ocean and continent.

---

---

---



## II. GLOBES AND MAPS

1. What is an Atlas?

---

---

2. Define compass.

---

---

3. Define ordinal and cardinal directions.

---

---

---

4. Name the ocean which gets its name from the country.

---

---

5. Suggest few measures in which we can save the atmosphere.

---

---

---

## Worksheet 2

### **I. Fill in the blanks.**

1. The \_\_\_\_\_ is the only planet known to support life.
2. The \_\_\_\_\_ is round in shape and is slightly \_\_\_\_\_ at both the poles.
3. The \_\_\_\_\_ protects us from the Sun's harmful rays.
4. There are \_\_\_\_\_ continents and \_\_\_\_\_ oceans on the Earth.
5. \_\_\_\_\_ occurs when the Earth blocks the sunlight falling on the Moon.

### **II. State whether these statements are true or false.**

1. The Earth is the fourth planet from the Sun. \_\_\_\_\_
2. All the planets in the solar system have life on them. \_\_\_\_\_
3. Ferdinand Magellan was the first to prove that the Earth was round. \_\_\_\_\_
4. The left and right sides of the Earth are known as poles. \_\_\_\_\_

### **III. Choose the correct options.**

1. The Earth is surrounded by a layer of \_\_\_\_\_.  
a) Water            b) Air            c) Land
2. There are \_\_\_\_\_ main directions.  
a) 3                    b) 4                    c) 5
3. Maps are \_\_\_\_\_.  
a) Flat                b) Round            c) Oval

4. The Earth has \_\_\_\_\_ temperature.

- a) Moderate      b) Extreme      c) Cold

5. A \_\_\_\_\_ is a model of the Earth

- a) Map              b) Globe              c) Ocean

**IV. Give one word answer.**

1. A small model of the earth. \_\_\_\_\_

2. A layer of air surrounding the earth. \_\_\_\_\_

3. A book of maps. \_\_\_\_\_

4. An instrument used by sailors to find directions. \_\_\_\_\_

5. A drawing of the Earth on a flat surface. \_\_\_\_\_

**Activity:**

1. The Earth is the only planet where life exists. Why do you think there is no life on Mars and Neptune? Find out and write your findings on notebook.

**Project:**

1. Make model of eclipses.

## **MATHEMATICS:**


1. Complete the worksheets related to different mathematical concepts.
2. Learn Table 2 to 9 (dodging).
3. Write the number names from 1000 to 2000.
4. Make your own two and three digit numbers and find the product.
5. Make your own two and three digit numbers and divide the numbers.
6. Make a chart on two famous mathematicians.
7. Make a working Mathematical model of abacus. (Section Turquoise)
8. Make a working Mathematical model of fractions. (Section Emerald)
9. Make a working Mathematical model of multiplication. (Section Diamond)

# MENTAL MATHS:


## Where to Look from

## Assignment 1

1. Join the dots and make squares, rectangles and triangles of any size :



2. Use the dot grid given below to draw your own designs and shapes :



**Fun with Numbers****Assignment 2**

1.  $423 =$  \_\_\_\_\_ hundreds + \_\_\_\_\_ tens + \_\_\_\_\_ ones.
2. Write the number which comes just before 190. \_\_\_\_\_
3. How many tens are there in 200? \_\_\_\_\_
4.  $700 + 60 + 5 =$  \_\_\_\_\_.
5. Encircle the smallest number : 641      614      416      146.
6. Write the next three numbers by counting in 50's.  
320      420      520      \_\_\_\_\_      \_\_\_\_\_      \_\_\_\_\_.
7. Encircle the greatest number : 355      535      555      553.
8. Expand :  $859 =$  \_\_\_\_\_ + \_\_\_\_\_ + \_\_\_\_\_.
9. 5 hundreds + 1 ten + 4 ones, is written as \_\_\_\_\_.
10. 100 less than 999 is \_\_\_\_\_.
11. Say yes or no : The greatest 3-digit number is 900. \_\_\_\_\_.
12. The number for nine hundred forty-eight is \_\_\_\_\_.
13. The difference between the greatest 3-digit number and the smallest 3-digit number is \_\_\_\_\_.
14. A century + a half century. \_\_\_\_\_
15. The number exactly in between 77 and 97 is \_\_\_\_\_

**Long And Short**

**Assignment 3**

**1. How long is the box ?**



Paper clips



Crayons

**2. Use the centimetre scale to measure the length of each of the following :**



cm



cm



cm

**3. Put a (✓) on those things that are more than 1 metre long :**

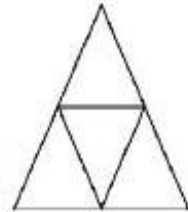
- (a) Your teacher's height
- (b) Your Maths book
- (c) The length of a spoon
- (d) The height of your chair
- (e) The height of the ceiling
- (f) The length of your shoe lace.

**Shapes And Designs**

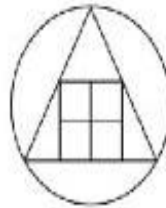
**Assignment 4**

1. Count the number of triangles in the given figure.

\_\_\_\_\_



2. Observe the figure carefully and write down the number of shapes in the box provided :



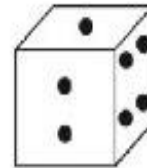
Circles

Triangles

Squares

3. A die has \_\_\_\_\_ corners.

4. How many corners do the following figures have?



\_\_\_\_\_

5. Name a thing which has one edge. \_\_\_\_\_

6. Do the things with curved edges have corners? \_\_\_\_\_

7. A football has \_\_\_\_\_ curved edge.

8. A brick has \_\_\_\_\_ straight edges.



9. How many rectangles can you see altogether in the adjoining figure? \_\_\_\_\_

10. Name a thing which has no corners. \_\_\_\_\_



## Assignment 5

### Can We Share?

- $12 \div 4 = \underline{\hspace{2cm}}$
- $\underline{\hspace{2cm}} \div 2 = 7$
- $24 \div 8 = \underline{\hspace{2cm}}$
- There are 7 days in a week. How many weeks are there in 42 days?  
 $\underline{\hspace{2cm}}$
- Write the division facts :  
 $6 \times 5 = 30$  gives  $\underline{\hspace{2cm}}$  and  $\underline{\hspace{2cm}}$ .
- $35 \div 7 = \underline{\hspace{2cm}}$
- Distribute 12 chocolates among 3 friends equally. How many will each get?  $\underline{\hspace{2cm}}$
- $27 \div \underline{\hspace{2cm}} = 3$
- 54 apples were packed in 9 boxes equally. Find the number of apples in each box.  $\underline{\hspace{2cm}}$
- $48 \div 6 = 8$  gives  $\underline{\hspace{2cm}} \times \underline{\hspace{2cm}} = \underline{\hspace{2cm}}$ .
- 45 mangoes were distributed among 9 children. How many mangoes did each child get?  $\underline{\hspace{2cm}}$
- 4 students can sit on a bench. How many benches are needed for 24 students?  $\underline{\hspace{4cm}}$
- $(42 \div 2) + 5 = \underline{\hspace{2cm}}$
- $(8 \times 6) \div 4 = \underline{\hspace{2cm}}$
- $40 \div \underline{\hspace{2cm}} = 8$

**Fun with Give and Take****Assignment 6**

1. Take out 13 from 35 = \_\_\_\_\_
2. \_\_\_\_\_ is subtracted from 80 to get 50.
3. Difference between 100 and 90 is \_\_\_\_\_.
4. By how much is 60 larger than 45? \_\_\_\_\_
5. What should be added to 70 so that the sum is 100? \_\_\_\_\_
6. Find the difference between 666 and 550. \_\_\_\_\_
7.  $108 - \underline{\hspace{2cm}} = 100$
8.  $(66 + 3) - (27 + 3) = \underline{\hspace{2cm}}$
9.  $(8 + 8 + 8) - (7 + 7 + 7) = \underline{\hspace{2cm}}$
10. A fruit seller had 56 bananas. He sold out 26 during the day. How many bananas were left? \_\_\_\_\_
11. Binny has 130 marbles. I have 124 marbles. Who has more and by how much? \_\_\_\_\_
12.  $400 - 200 = \underline{\hspace{2cm}}$
13.  $(854 + 1) - (199 + 1) = \underline{\hspace{2cm}}$
14. The sum of two numbers is 200. If one number is 105, find the other.  
\_\_\_\_\_
15. By how much is 65 larger than 40? \_\_\_\_\_

**G.K:**

1. Find any two popular animals in each continent. Also, collect their pictures and paste them on a scrap book.
2. Write short paragraph about your favourite author. Includes these points in your paragraph:-
  - i. date of birth
  - ii. number of books written and published
  - iii. popular work
  - iv. Award (if any)

**IT:**

1. Write the functions of the following function keys present on keyboard.
  - a) F2   b) F3   c) F4   d) F5
2. Learn the function of different shortcut keys like ctrl X, ctrl C, ctrl V, ctrl A, ctrl N.
3. Learn the functions of different keys on the keyboard.
4. Collect the pictures of below given devices from any source and paste them on scrapbook.
  - a) Pen drive
  - b) Mouse
  - c) Speaker
  - d) Monitor
5. Write different types of keys on keyboard with their functions.

**URDU:**

مصمومون : اردو

جماعت : سوم

سرمائی کام

دئے گئے تین حرفی الفاظ کو توڑ کر لکھئیے:

شاخ، رات، مزہ، صحت، شیر، فوج، صدا، بول، ریل، جاگ  
نیک، ناک، گول، جدا، تیز۔

میرا پسندیدہ استاد اس عنوان پر دس جملے لکھئیے۔

سبق نمبر ۱، ۲ اور ۳ کی عبارت خوانی اور املا کے لئے لکھائی کی  
مشق کریں۔

مختلف رنگوں کے کاغذات استعمال کر کے ایک خوبصورت  
چنار کا درخت بنائیں اور اسکے پتوں پر چنار درخت کے فوائد  
تحریر کریں۔

اپنی والدہ کی گھریلو کاموں میں مدد کرتے ہوئے ایک ویڈیو  
ریکارڈ کریں اور آخر میں اپنی ماں کے بارے میں چند جملے

لکھئیے۔







|  |  |  |
|--|--|--|
| <p>☆ جیسا کہ تہ ہجری رتبہ ہند کرنا۔</p> <p>☆ ستن دوہن ہند کرنا۔</p>                              |  | <p>پرائس و قس منزا استعمال کرنے میں والین<br/>مختلف چیز ہنز انکاری حاصل کرتے<br/>مسلن کانگر، فب، کھراو، سماوار، دان<br/>لوہن ہنز بر ونبہ کہتے تھے بناؤ اکھ ویڈیو<br/>تہ تھے منزا کر ویمن چیز ہنز اہمیت بیان۔</p> |
| <p>”میون سکول“ تہ ”کشیر ہند وند“ عنوان<br/>تحت لیکھو ۲۰۰ لفظن پٹھ مشتمل اکھ موصغر<br/>مضمون۔</p> |  | <p>پنہ نس گر کس کانہہ تہ بزرگس<br/>نانی یا ہندی ہنس، ہست کر واکھ کتھ باتھ کاشیر<br/>زبانز منز تہ پڑھوس لو کپارس متعلق کیشہہ<br/>سوال تہ سہ کروا کس ویڈیو وس منزا ریکارڈ</p>                                      |



**ARABIC:**

المادة: اللغة العربية و الدراسات الإسلامية  
الصف: الثالث

(۱) وضو کے فرائض (برائے حفظ)

(۲) نماز کے فرائض و واجبات (برائے حفظ)

(۳) درود ابراہیم (حفظ)

(۴) دعا قنوت (حفظ)

(۵) سورة الفيل إلى سورة الناس (حفظ)

(۶) یومیہ تحریری مشق از کتاب دروس الاسلام (سبق ۱ تا ۴)

(۷) قرأة مشق اسلامیات (سبق ۱ تا ۴)

(۸) یومیہ تحریری و قرأة مشق عربی (صفحہ ۵ تا ۱۷)



“We wish you a wonderful Time ahead”