



**DUBAI GRAND
INTERNATIONAL SCHOOL**
SUCCESS IN BOTH WORLDS

**Winter Assignment
For
Bridge Course
IV to V**

Green Avenue, NH1, Umerabad HMT Srinagar Kashmir



Dear children,

We are sure that all of you would make plans for a fun filled winter vacation. We wish that you enjoy your work with your family and friends. Freedom brings more responsibility, keeping this in mind, we have planned winter assignment for you to keep you engaged positively and your energies well directed.

General Instructions for Students

New Year ushers in the new aspirations, hopes, resolutions and some promises. We wish that our children study and enjoy during their holidays. Here is the list of suggestions that can be helpful for you during this winter break.

1. Read good books if available at home, or you can read e-books under parental supervision.
2. Improve your vocabulary. Learn one new word and its pronunciation each day. Use it in your daily conversation.
3. Meditate and exercise daily.
4. Learn to care and share. Don't forget to spend time with your grandparents and help them whenever possible.
5. Be on the lookout for new information. Watch informational channels like National Geographic, Animal Planet, History Channel, etc.
6. Prepare a systematic time table and follow it from the very first day.
7. Pray salah five times in a day.
8. Recite Quran Sharief.
9. Learn about your religion.
10. Keep yourself engaged in meaningful activities like creating work, art and craft, etc.



General Instructions for Parents

1. Parents are requested to encourage their ward to do their homework independently.
2. Parents can extend guidance to their children if needed.
3. Maintain one 3 in one notebook for all the subjects.
4. Date of submission of winter assignment will be notified.
5. Parents are required to submit the given worksheets along with the notebook.
6. No notebook or project work or scrap book will be accepted by the Teacher Incharge without student's name, class, and section.



English:

Listening: It plays a very important part in learning any language. Effective listening ensures understanding and it helps improve accuracy when speaking, among other things.

1. Watch movie **TOY STORY**. Write in detail about its plot, characters, theme, and climax.
2. Watch English news every day, and write five main headlines of the day.

Speaking: It is often the hardest of the four language skills, but as soon as you can speak a little English there are lots of ways to improve quickly and have tons of fun.

1. Do prepare a topic on "**Importance of education**" and record a video and send it in WhatsApp class group on **15th Feb** only.

Reading: It is a process of the brain and it takes time to develop: your mind has to attach meaning to the words, phrases and expressions represented by symbols, plus get to understand the grammar and structure of the language used in the passage to read. If you develop strong reading skills, it'll be very helpful to your future.

1. Do read two pages of any book or novel of your choice and write 5 difficult words, it's meaning, and frame sentences. (It should be done daily mentioning the dates)
2. Make pocket dictionary of these words as well.



Writing: Even though it may be intimidating to a lot of people, anyone can get used to writing with a little discipline and a willingness to learn.

1. Write a letter to chairman asking him to arrange a visit to **Hokersar (wetland)** for students.

(Write it on A4 size paper. Then post it to Dubai Grand International School, rose avenue, Umerabad, Srinagar.)

Project:

Prepare models of

1. Nouns.
2. Subject and Predicate



Worksheet:

Reading comprehension is understanding what is read. It is the reason for reading. When you have strong reading comprehension skills, you are able to apply that reading in meaningful ways. In other words, you can take the information you have read about and use it to answer questions, write opinions or even create something new.

1. Read the following passage carefully.

Jellyfish are not really fish. They have no heart, no brain, no kidney, no lungs or gills, no blood - none of the organs we think are needed to live. They have a mouth, tentacles and tissues which digest food. Tentacles are body parts which are used by animals to feel, catch a prey or move. Jellyfish live in the sea and are found in all oceans. Some jellyfish live in fresh water. Jellyfish are mostly made up of water and their inside parts are held in place by a thin layer of skin. Jellyfish looks like umbrella. A group of jellyfish is called a 'bloom', 'swarm' or 'smack'. Jellyfish eats plankton. Some sea turtles eat jellyfish.

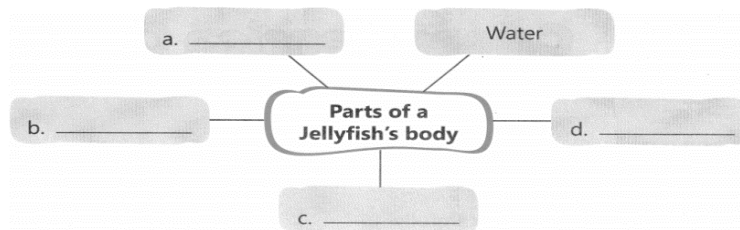




A. On the basis of your understanding of the above passage, write ‘T’ for True and ‘F’ for False for the statements given below. Write your answers in the spaces given.

- a. Jellyfish are not fish. _____
- b. Tentacles digest the food a jellyfish eats. _____
- c. Jellyfish breathe through gills. _____
- d. The word in the passage which means ‘part of the body’ is ‘organ’. _____
- e. Sea turtles eat Jelly fish. _____

B. Taking information from the passage, complete the following web.



C. Fill in the blanks with suitable words from the passage above.


- 1. Jelly fish looks like an
- 2. Group of Jelly fish is called

2. Read the following passage.

- a. A wood-pecker is a small bird with a bunch of red feathers on its head. It has a very strong and sharp beak. These birds are omnivorous and eat fruits, tree saps and insects. Woodpeckers are colourful and beautiful birds, well-known for pecking the wood of



trees with their pointed beaks. And this unique characteristic of these birds does justice to their name: woodpecker. You will often see a wood-pecker making holes on a tree trunk.



- b. In order to make holes in tree trunks, it first finds a rotten tree trunk, it then clings to the bark. Next, it hits hard against the wood with its beak for hours. The wood-pecker then finds wood-lice or other insects. These insects are its food. The wood-pecker also digs holes in tree-trunks to make a nest.

D. On the basis of your reading of the passage, complete the following flow chart which tells us the steps taken by a wood-pecker to make hole. Use the words given in the bubbles to fill in the blanks. The first one has been done for you.


How a Wood-Pecker Makes a Hole

Step 1. Finds a rotten tree-trunk

Step 2. _____

Step 3. _____

Step 4. _____



E. Given below is a table about the wood-pecker. Taking information from the passage complete it by filling the blanks with suitable words.

- | | |
|--------------------------|----------------------------|
| 1. Size of Bird | a. small and strong |
| 2. Beak | b. |
| 3. On Head | c. |
| 4. Food | d. |
| 5. Unique feature | e. |
| 6. Builds Nest in | f. |



Urdu:

سرمائی تعطیلات کے لیے منتخب شدہ کام۔
درجہ : پانچویں۔

1: اردو نصابی کتاب کے پہلے پانچ اسباق کی مکمل عبارت خوانی یعنی Reading کرنا۔

2: طلباء و طالبات ہر روز ایک ایک صفحہ Page اردو کاپی پر صاف صاف لکھیں گے۔

3: ایک سے لے کر سو تک اردو گنتی زبانی یاد کرنا۔

4: علم و ادب کے بارے میں علامہ اقبال کے پانچ اشعار زبانی یاد کرنا۔

5: کسی بھی موضوع پر ایک اخلاقی اردو کہانی یاد کرنا۔



Mathematics:

1. Multiplication and Division of 3-digit numbers.
2. Factors and multiples.
3. Basic introduction to fraction, Addition/Subtraction/Multiplication/
Division of fraction.
4. Concept of Bill.
Understand various elements of Bill
Activity: Visit a supermarket for buying grocery items and check
how bill is generated.
5. Time
Concept of hours, minutes, seconds.
How to check time.
Concept of 24 hour / 12-hour format
Conversion



Worksheet I:

1. Find: $\frac{1}{4} + \frac{3}{4}$

Ans: _____

2. Find: $10\frac{1}{2} + 3\frac{1}{2}$

Ans: _____

3. $2\frac{1}{3} + \underline{\hspace{2cm}} = 2\frac{1}{3}$

Ans: _____

4. Add $\frac{1}{8}$ and $\frac{1}{2}$

Ans: _____



5. Find: $\frac{1}{5} + \frac{1}{10}$

Ans: _____

6. Find: $\frac{2}{5} + \frac{3}{10}$

Ans: _____

7. Solve: $2\frac{3}{4} + 1\frac{2}{4}$


Ans: _____

8. Find: $1\frac{1}{5} + \frac{2}{5}$

Ans: _____



9. What will be the mixed fraction for the following?



Ans: _____



Ans: _____



Ans: _____



Ans: _____



e.  +  + 

Ans: _____

10. Subtract $\frac{3}{8}$ from $\frac{7}{8}$

Ans: _____

11. Find the difference of $\frac{7}{9}$ and $\frac{2}{9}$.

Ans: _____

12. Find: $\frac{7}{10} - \frac{1}{2}$

Ans: _____



13. Subtract $\frac{6}{11}$ from 1.

Ans: _____

14. Solve: $1 - \frac{2}{5}$

Ans: _____

15. What is the reciprocal of $\frac{7}{8}$?

Ans: _____

16. Find: $\frac{9}{10} \times 5$

Ans: _____



17. Multiply $4\frac{1}{2}$ and 5. Tell the answer in mixed fraction form.

Ans: _____

18. Divide $\frac{3}{5}$ by 6.

Ans: _____

19. Divide 15 by $2\frac{1}{2}$.

Ans: _____

20. How many $\frac{1}{3}$ are there in 4?

Ans: _____



Worksheet II:

1. Tell the time using 24-hour clock time:

a. 12 noon

Ans: _____

b. 9:30 a.m.

Ans: _____

c. 12 midnight.

Ans: _____

d. 3:40 p.m.

Ans: _____

e. 9:30 p.m.

Ans: _____

2. Tell the time using a.m. or p.m.

a. 11:20 before noon

Ans: _____



b. 25 minutes past seven in the morning.

Ans: _____

c. 1 o'clock in the afternoon.

Ans: _____

d. Quarter to eight in the morning.

Ans: _____

e. Half past nine in the morning.

Ans: _____

f. 12 noon.

Ans: _____

3. Fill in the blanks:

a. The number of days between May 31 and June 30 is

b. The time 5 hours after 6:30 p.m. is _____

c. 1930 hours = _____ a.m./p.m.

d. The interval between 10:20 a.m. and 2:20 p.m. is

e. A quarter of an hour = _____ minutes



- f. One and a quarter hour = _____ minutes
- g. Half past 4 to quarter past 5 = _____ minutes
- h. One and three quarters hours = _____ minutes
- i. 7:15 a.m. to 8:10 a.m. = _____ minutes
- j. 10:25 p.m. to 11:05 p.m. = _____ minutes

4. How many days were there in February 1996?

Ans: _____

5. Was 1990 a leap year?

Ans: _____

6. In a year, April begins on Wednesday. Which other dates in this month will fall on Wednesday?

Ans: _____



7. In a year, if 3rd July is Monday, which other dates in this month will fall on Monday?

Ans: _____

8. Neha began doing her Mathematics homework at 7:15 p.m. She finished it at 7:50 p.m. How long did she take to finish the homework?

Ans: _____

9. Ram gets up at 7:00 a.m. He takes 45 minutes to get ready to go to school. At what time does he get ready for the school?

Ans: _____



10. The news starts at 9:45 p.m. and last for 10 minutes. At what time did the news finish?

Ans: _____



Worksheet III:

A. Multiply and divide the following:

1. 900×100

Ans: _____

2. $3000 / 100$

Ans: _____

3. 5009×10

Ans: _____



4. $9000/10$

Ans: _____

5. 2009×10

Ans: _____

6. 7008×100

Ans: _____

7. $2800/10$

Ans: _____



8. 3000×10

Ans: _____

9. 100×100

Ans: _____

10. $100/10$

Ans: _____



B. Solve the following

1. 5890×579

Ans: _____

2. 8920×90

Ans: _____

3. 8693×743

Ans: _____



4. 63916×639

Ans: _____

5. $2804/4$

Ans: _____

6. 789×689

Ans: _____

7. $6382/908$

Ans: _____



8. $2468/24$

Ans: _____

C. Answer the following:

1. There are 908 mangoes in a box. How many mangoes will be there in such 1990 boxes?

Ans: _____

2. A bag of wheat is 79 kg then find the weight of 509 bags of wheat?

Ans: _____



3. A milk depot sells 119 liters of milk everyday then how much that depot will sell in 678 days?

Ans: _____

4. Find the dividend, when divisor= 125, quotient = 25 and remainder = 5?

Ans: _____

5. Divide the greatest number of 8 digit by the greatest 4 digit.

a. $125 \times 25 \times 85 \times 89$

Ans: _____



b. $555 \times 55 \times 555$

Ans: _____

6. 425 water tanks can hold 258695 liters of water, then what is the capacity of 1 tank?

Ans: _____



Science:

Science winter assignment has been bifurcated into four divisions:

1. Exploring basic concepts.
2. Creative thinking.
3. Project.
4. Communication skills.

This division is done in order to promote the holistic development of the learner throughout childhood. It equips learners with knowledge, skills and values that assist them to achieve their full physical, intellectual, personal, emotional and social potential.

1. Exploring basic concepts:

- a. Write a detailed note on “What is Science?” Also explain how science is related to our daily life with at least 5 examples.
- b. Comprehend and memorize these terms:
 - i. Reproduction
 - ii. Germination
 - iii. Fertilization
 - iv. Warm-blooded and cold-blooded animals
 - v. Camouflage

2. Creative Thinking:

- a. Create poster to let people know that we must stop having junk food as it has dreadful effect on our health.

3. Project:

- a. Make a 3D model of Lungs and label the same.



4. Communication skills:

- a. Prepare a presentation on five main vitamins (their scientific names, deficiency diseases they can lead to and how those can be prevented). Shoot a video for the same in a proper manner and forward the same in your class WhatsApp group on 20th February only.



Worksheet:

1. Give reasons:

- a. A candle goes off after sometime when it is covered by a jar or a glass tumbler.

Ans: _____

- b. Why do plants grow better in soil than in sand?

Ans: _____

2. Name the following:

- a. When you chew, I mix with food and then churn it into smaller parts what am I?

Ans: _____



b. We work in pairs to pull your bones in different directions. We also help move food and blood through body without us, you would not be able to move at all. What are we?

Ans: _____

3. Fill in the blanks with the help of clues given in box.

Germination, Sexual, Prey, Birds, Camouflage

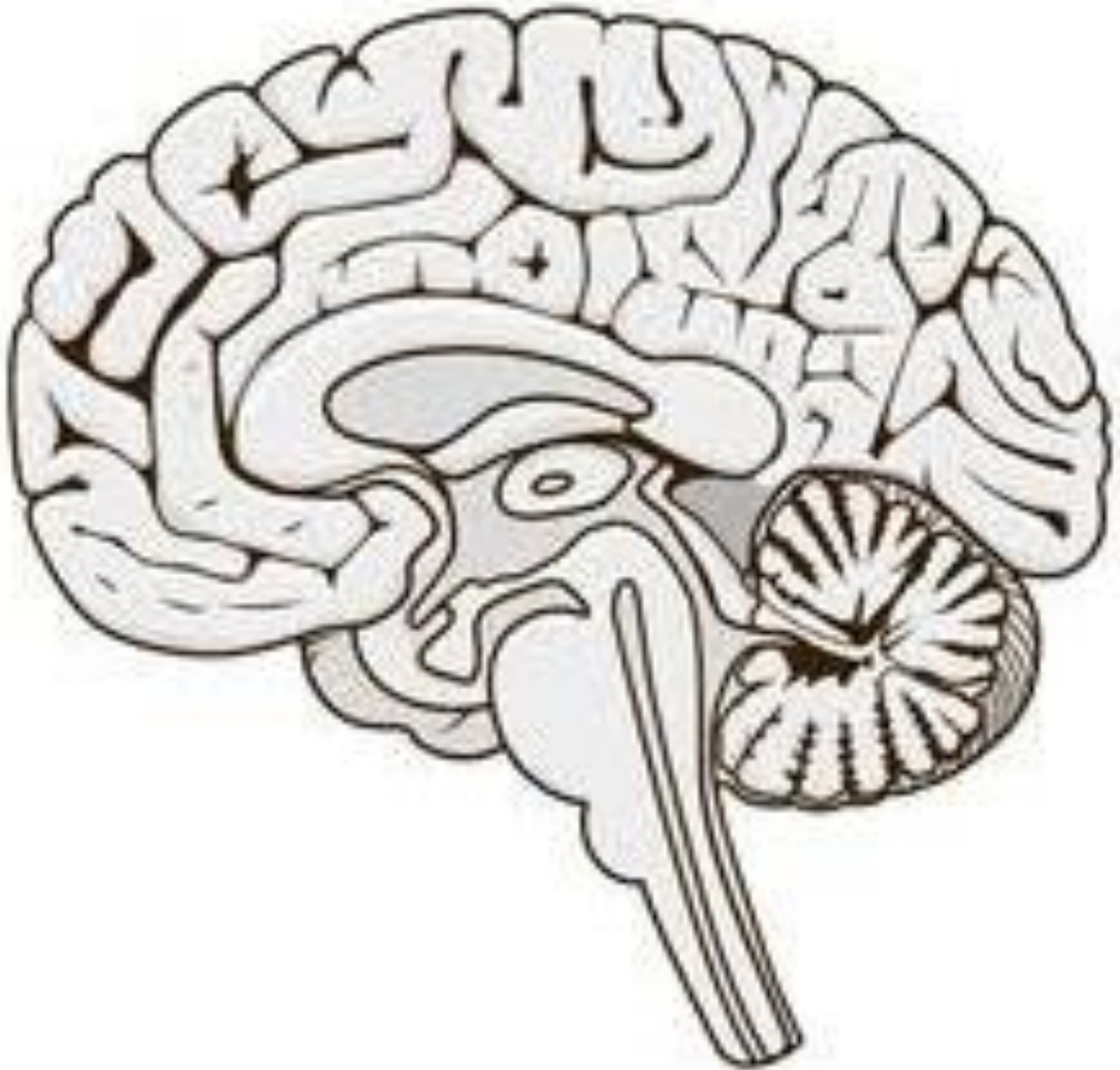
- a. In _____ reproduction seeds are formed.
- b. The process by which a plant develops into a body plant is called _____.
- c. _____ are warm-blooded animals.
- d. The phenomena by which animals blend with the surroundings in order to protect themselves from predator is called _____.

4. Label and colour the different parts of brain:

- a. Cerebrum (Red)
- b. Cerebellum (Blue)
- c. Medulla Oblongata (Yellow)



d. Spinal Cord (Green)





Social Science:

A. Map Work

1. Learn about the districts of UT of J & K.
2. States / UT's of India along with capitals.

Note: Students should be able to show districts (J&K) and States / UT's on outline maps.

B. Models

1. Working model of Solar System.
2. Soil profile model.



Worksheet:

A. Match the following.

Bihar

Agartala

Assam

Chandigarh

Gujrat

Patna

Haryana

Gandhinagar

Tripura

Dispur

B. One-word answers.

1. Name the smallest planet of our solar system.

Ans: _____

2. Name the biggest planet of our solar system.

Ans: _____

3. Name the nearest planet to sun.

Ans: _____

4. Which is the largest district of J&K in terms of area?

Ans: _____

5. Name the capital of J & K.

Ans: _____



C. Fill in the blanks.

- i. _____ is known as land of springs (J & K).
- ii. The rice bowl of Kashmir is _____.
- iii. The kidney shaped lake in J & K is _____.
- iv. _____ is known as mini-Kashmir.
- v. The smallest state of India in terms of area is _____.
- vi. The capital of Maharashtra is _____.
- vii. The _____ layer of the soil contains more humus.
- viii. The different layers of the soil profile are called _____.



Arabic:

العمل لفصل الشتاء

الفصل الخامس

Winter assignment for class 5th

1. Write the flow chart of prophet lineage

أكتب انسابى لنسب النبى صلى الله عليه وسلم

2. Family tree of prophet muhammad (peace be upon him)

شجرة عائلة النبى محمد صلى الله عليه وسلم تلصق على ورق
ملون

3. Write the five pillars of islam on chart paper and decorate
it as well

اكتب اركان الاسلام الخمسة على ورق مخطط وزينها
ايضا

4. Memorize Amma para

احفظوا الجزء عم



Worksheet:

1. نبی کریم صلی اللہ علیہ وسلم کو نبوت کب ملی۔
2. نبی کریم صلی اللہ علیہ وسلم نے مکہ اور مدینہ میں کتنے سال گزارے
3. حضرت خدیجہ سے نبی صلی اللہ علیہ وسلم کی شادی کب ہوئی؟
4. طائف میں اُن بھائیوں کا نام بتائے جنہوں نے نبی صلی اللہ علیہ وسلم کا انکار کیا؟
5. نبی کریم صلی اللہ علیہ وسلم کی کتنی بیٹیاں تھیں؟
6. سورۃ العناشیہ سے ہمیں کیا نصیحت ملتی ہے؟
7. اللہ تعالیٰ کے بیس نام لکھیں؟
8. نیک لوگوں کی قبر کیسے ہوگی اور بُرے لوگوں کی قبر کیسے ہوگی اس پر ایک چارٹ بنائے؟
9. نبی کریم صلی اللہ علیہ وسلم کی وفات کب ہوئی؟
10. قبر میں کیا سوالات ہونگے اور کیا کیا ہونگے؟



Information Technology:

1. Make a chart of keyboard and mention the following in it:
 - a. Types of keys.
 - b. Functions of all keys present in Keyboard.
2. Prepare a scrap book and paste pictures of different items (at least 10) created in MS Paint by a student using different options present in MS Paint.



happy
holidays!

“We wish you a great time ahead”