



ASSIGNMENTS FOR SUMMER VACATION

CLASS: 3RD

SUBJECT: ENGLISH

Revise the lesson “When Rusty played Holi” and complete the worksheet.
Revise Sentence.

SUBJECT: MATHS

Revise Addition and complete the worksheet.
Revise table’s upto 10.

SUBJECT: SCIENCE

Revise lesson no 3 “Parts of a plant” and complete the worksheet.

SUBJECT: S.S.T

Revise lesson no 3 “Our Solar System” and complete the worksheet.

SUBJECT: G.K

Revise the chapters “Also known As” and “Delicacies of India”

SUBJECT: I.T

Revise lesson no 2 “More About Keyboard”.

SUBJECT: URDU

Revise chapter no 3.


SUBJECT: KASHMIRI

Revise chapter no 3.

SUBJECT: ARABIC/ ISLAMİYAT

Revise chapter 3 of Islamiyat.

Arabic: Revise the pages already done on notebook.



Name: _____

Class: _____

Q1. Write the meaning of the given difficult words and make sentences on it.

1. Gather

2. Squealed

3. Spurred


4. Tugged

5. Declared open

Q2. Story Mapping.

Main characters

Gaurdian of Rusty



Moral of the story

Q3. Define Sentence and its parts.

Q4. Rerrange the words to form meaningful sentences.

1. he success got immense

2. girl little walked path the down the

3. bee noisily buzzed me around the

4. hot is so the pizza

5. boxes check pencil desks your and

Q5. Circle the subject and underline the predicate.

1. My school has a big playground.
2. Reading helps to improve the knowledge.
3. Playing games is good for health.
4. Where were you?
5. Where are the car keys?





DUBAI GRAND INTERNATIONAL SCHOOL

SUBJECT: SOCIAL STUDIES

Name: _____

Class: _____

Q1. Identify the planets and write their names.

Q2. Fill in the blanks.

1. _____ was the first astronaut to step on the Moon.
2. Asteroids are also known as _____.
3. _____ is the largest planet in our solar system.
4. Venus is also known as the Earth's twin. _____
5. _____ planet can be seen before sunrise and sunset
6. Orbit is an/a _____ path.
7. Sirius star is also known as the _____.
8. The Moon completes one revolution in about _____ days.
9. Jupiter has _____ number of satellites.
10. _____ and _____ do not have any satellite.
11. Collection of stars and planets is called _____.
12. Axis is _____ line.

Q3. Match the planets with the information about it.

- | | |
|------------|---|
| 1. Mercury | a. It is the farthest planet from the Sun. |
| 2. Venus | b. It is very cold planet mostly made up of icy material. |
| 3. Earth | c. It is the hottest planet and is also known as the Earth's twin. |
| 4. Mars | d. It is also known as Blue planet and is only planet to support life. |
| 5. Jupiter | e. It is ringed planet that is made up of ice, rocks and dust. |
| 6. Saturn | f. It is called the red planet because its atmosphere is covered with red dust particles. |
| 7. Uranus | g. It is the smallest planet and can be seen just before sunset. |
| 8. Neptune | h. It is the largest planet and is also known as gas giant. |



DUBAI GRAND INTERNATIONAL SCHOOL

SUBJECT: SCIENCE

Name: _____

Class: _____

Q1. Match the following.

	Parts of a plant		Functions
1.	Leaves	a.	Part from which baby plant grows and is present in the fruit
2.	Fruits	b.	Carry food and water to all other parts
3.	Seeds	c.	The part that produce seeds or fruits
4.	Flowers	d.	It absorbs water and minerals from the soil
5.	Stems	e.	Contain seeds
6.	Roots	f.	Prepare food for the plant


Q2. Fill in the blanks.

- Plants have two main _____ and _____ system.
- Green coloured pigment in plants is called _____.
- Onion is a _____ type of stem.
- Radish is an example of _____ root.
- _____ is called food factory of a plant.

Q3. Choose the correct answer.

1. Produce seeds, which grows into new plants.
a. Flower b. Root c. Fruit d. Stem
2. Makes the food that keeps the plant alive and helps them grow.
a. Leaf b. Stem c. Root d. Flower
3. Transport water and minerals to the leaves.
a. Stem b. Fruit c. Flower d. Leaf
4. Taste sweet, so people and animal like to eat it.
a. Flower b. Fruit c. Seed d. Root
5. Anchor the plant firmly in the soil.
a. Roots b. Leaf c. Buds d. Flower

Q4. Label the parts of a leaf.



Leaf apex
Mid vein
Vein
Leaf margin
Leaf blade



DUBAI GRAND INTERNATIONAL SCHOOL

SUBJECT: MATH

Name: _____

Class: _____

Q1. Find the sum.

$$\begin{array}{r} 334 \\ + 265 \\ \hline \end{array}$$

$$\begin{array}{r} 352 \\ + 127 \\ \hline \end{array}$$

$$\begin{array}{r} 723 \\ + 345 \\ \hline \end{array}$$

$$\begin{array}{r} 843 \\ + 291 \\ \hline \end{array}$$

$$\begin{array}{r} 385 \\ + 606 \\ \hline \end{array}$$

$$\begin{array}{r} 363 \\ + 147 \\ \hline \end{array}$$

$$\begin{array}{r} 535 \\ + 187 \\ \hline \end{array}$$

$$\begin{array}{r} 392 \\ + 488 \\ \hline \end{array}$$

Q2. Write the answer in the box.

$$213 + 137 = \square$$

$$535 + 167 = \square$$

Q3. Write the missing number in the box.

$$\begin{array}{r} 362 \\ + 419 \\ \hline 7\square1 \\ \hline \end{array}$$

$$\begin{array}{r} 2\square6 \\ + 581 \\ \hline 837 \\ \hline \end{array}$$

$$\begin{array}{r} 7\square1 \\ + 264 \\ \hline 98\square \\ \hline \end{array}$$

$$\begin{array}{r} 739 \\ + 24\square \\ \hline \square79 \\ \hline \end{array}$$

Q4. Fill in the blanks.

- (i) $64 + 53 = \underline{\hspace{2cm}} + 64$.
- (ii) $365 + 427 = \underline{\hspace{2cm}} + 365$.
- (iii) $\underline{\hspace{2cm}} + 261 = 261 + 170$.
- (iv) $765 + \underline{\hspace{2cm}} = 188 + 765$.
- (v) $198 + 318 = \underline{\hspace{2cm}} + 198$.
- (vi) $\underline{\hspace{2cm}} + 421 = \underline{\hspace{2cm}} + 583$.
- (vii) $2149 + \underline{\hspace{2cm}} = 3254 + 2149$.
- (viii) $\underline{\hspace{2cm}} + 6253 = \underline{\hspace{2cm}} + 1247$.

Q5. Complete the facts.

- i) $9 = 1 \times \underline{\hspace{2cm}}$.
- ii) $\underline{\hspace{2cm}} = 5 \times 9$.
- iii) $9 + 0 = \underline{\hspace{2cm}}$.
- iv) $10 = 3 + \underline{\hspace{2cm}}$.
- v) $100 = 100 + \underline{\hspace{2cm}}$.
- vi) $\underline{\hspace{2cm}} = 5 \times 10$.
- vii) $8 \times \underline{\hspace{2cm}} = 64$.
- viii) $\underline{\hspace{2cm}} 4 \times 7$.
- ix) $8 + \underline{\hspace{2cm}} = 11$.
- x) $9 \times 3 = \underline{\hspace{2cm}}$.