



**WINTER ASSIGNMENT**  
**PRE-NURSERY**

**Session: 2023-2024**

## THE HOLIDAY WORK

*'EDUCATION IS THE PASSPORT TO THE FUTURE, FOR TOMORROW BELONGS TO THOSE WHO PREPARE FOR IT TODAY'*

Dear Children,

*We are sure that all of you would make plans for a fun filled winter vacation.*

*We wish that you enjoy your work with your family and friends. Freedom brings more responsibility, keeping this in mind, we have planned most of the activities for you to keep you engaged positively and your energies well directed.*

*The holiday homework has been especially designed to strengthen the concepts taken up to ensure the maximum participation in the child's developmental plan that would help to build, enrich senses, enrich vocabulary, enhance creativity and thinking skills.*

*Here are some ways by which you can make your holidays and learning at the same time:*



- *Talk about the things you see around.*
- *Converse in English as much as possible.*
- *Look after your Grand parents, parents, younger brothers and sisters.*
- *Help parents in small house chores, like dusting and organizing the house.*
- *Improve your pre-writing skills, practice strokes, scribbling before letters, numbers, harroof formation.*

### **IMPORTANT INSTRUCTIONS**

1. *Parents are requested to help their ward while doing their winter assignment.*
2. *Keep separate (3 in 1) covered notebook for winter assignment.*
3. *Use scrap book for activities given.*
4. **Date of submission of holiday work will be notified.**
5. *After the said date no work will be accepted.*
6. *Parents are required to download and print the winter assignment and submit it along with the winter assignment notebooks.*


#### **Note:**

1. *Incomplete and untidy work will not be accepted by the Teacher Incharge.*
2. *No notebook or project work or scrap book will be accepted by the Teacher Incharge without student's name and class.*

## WINTER ASSIGNMENT FOR PRE- NURSERY

### ENGLISH:


**1. Pre-writing skills development:** *Trace the lines given below.*



# 1. Practice prewriting skills 10 times on a separate 3 in 1 notebook

1.Scribbling

2. Standing line



3.Sleeping line \_\_\_\_\_

4. Slanting line



5.Curved line



6. Zig-zag



## 2. Reading and Recognition of letters A –M:

**A**

**B**

**C**

**D**

**E**

**F**

**G**

**H**

**I**

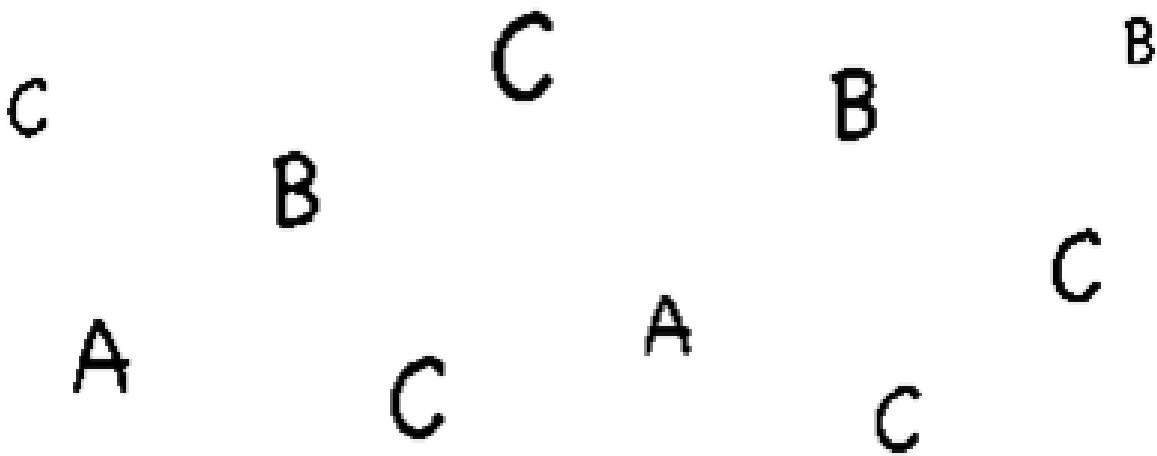
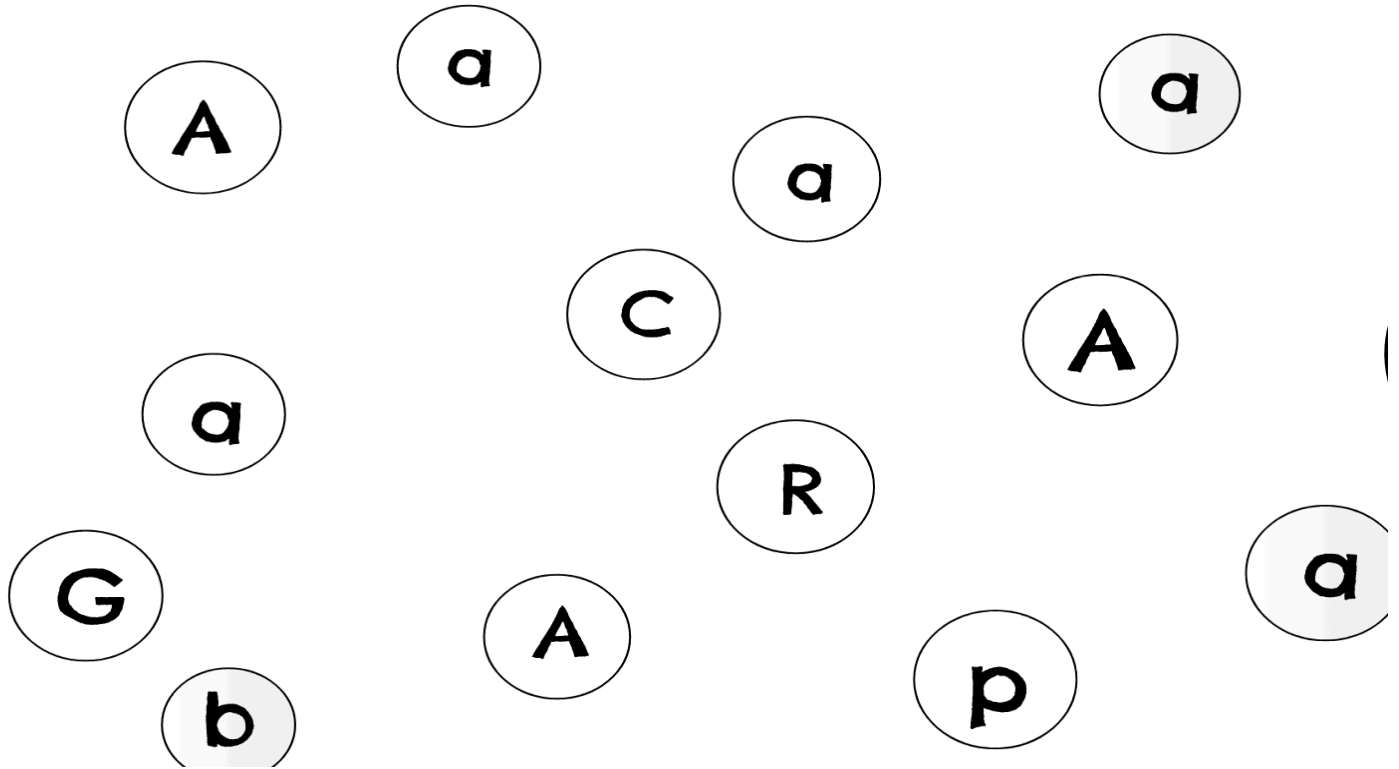
**J**

**K**

**L**

**M**

i) Colour all the A's with green and C's with yellow.



ii) Circle all the C's.

C B A C C C B A

B C A C B C B C

B A C C A C B C



iii) Circle the following matching letters as given.



A

A	B	A	D	F	A
D	D	F	A	G	H
A	J	U	U	U	A



B

C	B	Z	D	F	K
D	D	K	B	G	H
B	K	B	U	U	B



C

A	B	A	D	C	A
D	C	F	A	G	H
A	J	U	U	C	A



D

A	B	A	D	F	A
D	G	B	D	U	H
B	J	U	B	U	D

# MATHS

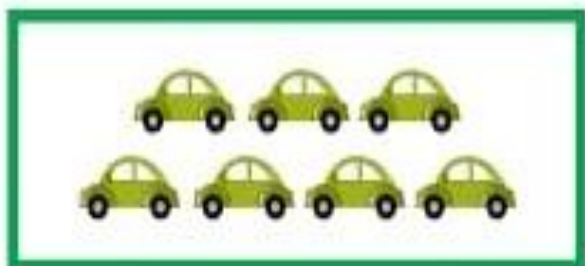
## Reading and Recognition of numbers 1- 10:

<b>1</b> <b>ONE</b>	<b>2</b> <b>TWO</b>
<b>3</b> <b>THREE</b>	<b>4</b> <b>FOUR</b>
<b>5</b> <b>FIVE</b>	<b>6</b> <b>SIX</b>
<b>7</b> <b>SEVEN</b>	<b>8</b> <b>EIGHT</b>
<b>9</b> <b>NINE</b>	<b>10</b> <b>TEN</b>

i) **Count the items on each row and circle the corresponding number.**



1 2 3



5 6 7



3 4 5













8 9 10



6 7 8

ii) Colour the circles according to the given number.

<p><b>5</b></p> 	<p><b>8</b></p> 
<p><b>1</b></p> 	<p><b>9</b></p> 
<p><b>6</b></p> 	<p><b>2</b></p> 
<p><b>7</b></p> 	<p><b>3</b></p> 
<p><b>4</b></p> 	<p><b>10</b></p> 

**URDU:****3. Reading and recognition of**

حروف تہجی (اسے ت تک (پڑھیں اور پہچانیں  
ا ب پ ت ٹ ث

**PROJECT WORK:**

Maintain a scrap book and paste the pictures as shown:



1. Me and my family
2. Any Five Fruits
3. Any Five Vegetables
4. Any Five Body parts
5. Any Five Animals
6. Any Five Birds
7. Any Five Means of transport

**ACTIVITIES TO BE DONE:**

Take the picture of your ward while doing these activities and paste them on scrap book.

1. Peeling of peas.
2. Peeling of boiled egg.
3. Peeling of oranges.
4. Paper crumbling and throwing it in the dustbin.
5. Tearing and pasting of newspaper on circle & square shape.

