



WINTER ASSIGNMENT

Bridge course

Pre-Nur to NURSERY

Session: 2023-2024

THE HOLIDAY WORK

'EDUCATION IS THE PASSPORT TO THE FUTURE, FOR TOMORROW BELONGS TO THOSE WHO PREPARE FOR IT TODAY'

Dear Children,

We are sure that all of you would make plans for a fun filled winter vacation.

We wish that you enjoy your work with your family and friends. Freedom brings more responsibility, keeping this in mind, we have planned most of the activities for you to keep you engaged positively and your energies well directed.

The holiday homework has been especially designed to strengthen the concepts taken up to ensure the maximum participation in the child's developmental plan that would help to build, enrich senses, enrich vocabulary, enhance creativity and thinking skills.

Here are some ways by which you can make your holidays and learning at the same time:



- *Talk about the things you see around.*
- *Converse in English as much as possible.*
- *Look after your Grand parents, parents, younger brothers and sisters.*
- *Help parents in small house chores, like dusting and organizing the house.*
- *Improve your pre-writing skills, practice strokes, scribbling before letters, numbers, harroof formation.*

IMPORTANT INSTRUCTIONS

1. *Parents are requested to help their ward while doing their winter assignment.*
2. *Keep separate (3 in 1) covered notebook for winter assignment.*
3. *Use scrap book for activities given.*
4. **Date of submission of holiday work will be notified.**
5. *After the said date no work will be accepted.*
6. *Parents are required to download and print the winter assignment and submit it along with the winter assignment notebooks.*

Note:

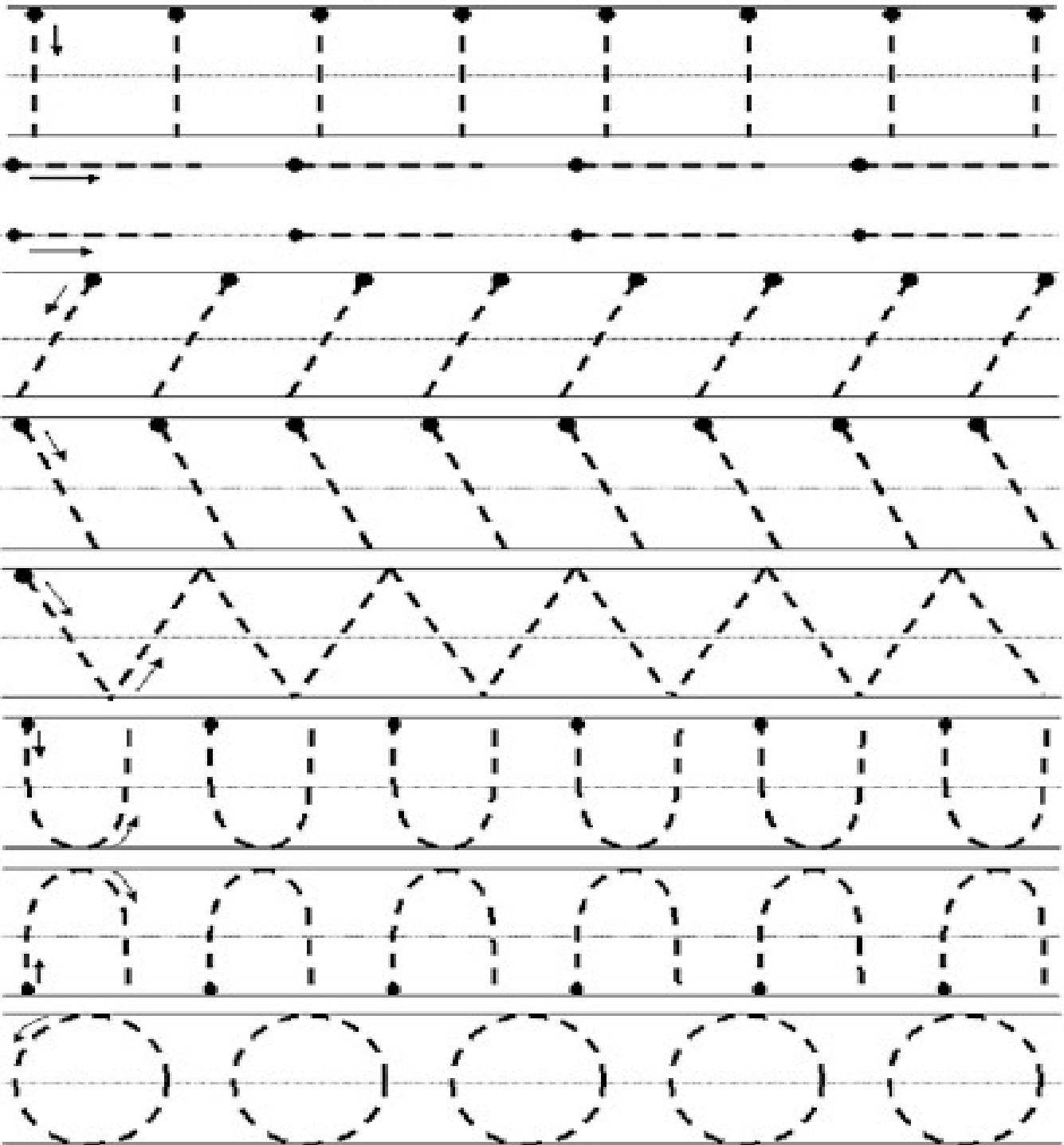
1. *Incomplete and untidy work will not be accepted by the Teacher Incharge.*
2. *No notebook or project work or scrap book will be accepted by the Teacher Incharge without student's name and class.*

Winter Assignment for Nursery

ENGLISH:

Pre-writing skills development:

Direction: Trace the dotted lines on each row.



Strokes:

1. Scribbling

2. Standing line



3. Sleeping line _____

4. Slanting line




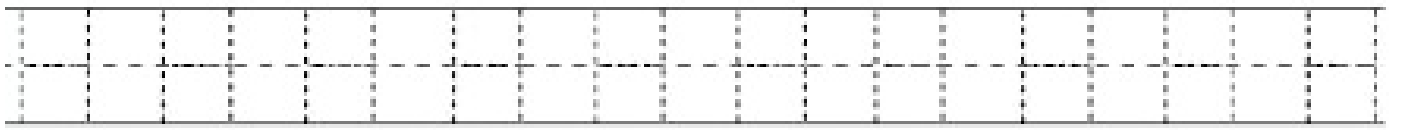






5. Curved line



Note : Practice 10 times in a separate 3 in 1 notebook

Formation of letters:

1. Writing practice of upper case letters A to I.



Note : Practice the A to I 10 times on a separate 3 in 1 notebook.

i) Write the first letter of the given pictures.



PPLE



US



UP



OG




GG

ii) Fill in the blanks with missing letter.



iii) Match the first letter to the picture.



A



B



C



D



E




F



G



H



Activity

- a) **Formation of letters with the help of clay (A, B, C, D) on scrap book.**



MATHEMATICS:









Formation of numbers :

i) Writing practice 1 to 10

Practice 10 times in a separate 3 in 1 notebook.

1 ONE	2 TWO
3 THREE	4 FOUR
5 FIVE	6 SIX
7 SEVEN	8 EIGHT
9 NINE	10 TEN

ii) Count the items and circle the correct number.

			
5 7 9	5 3 2	3 1 4	2 4 1
			
11 8 10	7 6 8	2 5 3	1 4 2

ACTIVITY:

1. Learn to count (1 to 10) by making number table using buttons.



URDU:

1. Practice 10 times in a separate 3 in 1 notebook.

حروف تہجی :-

اسے ت تک لکھے۔

ACTIVITY:

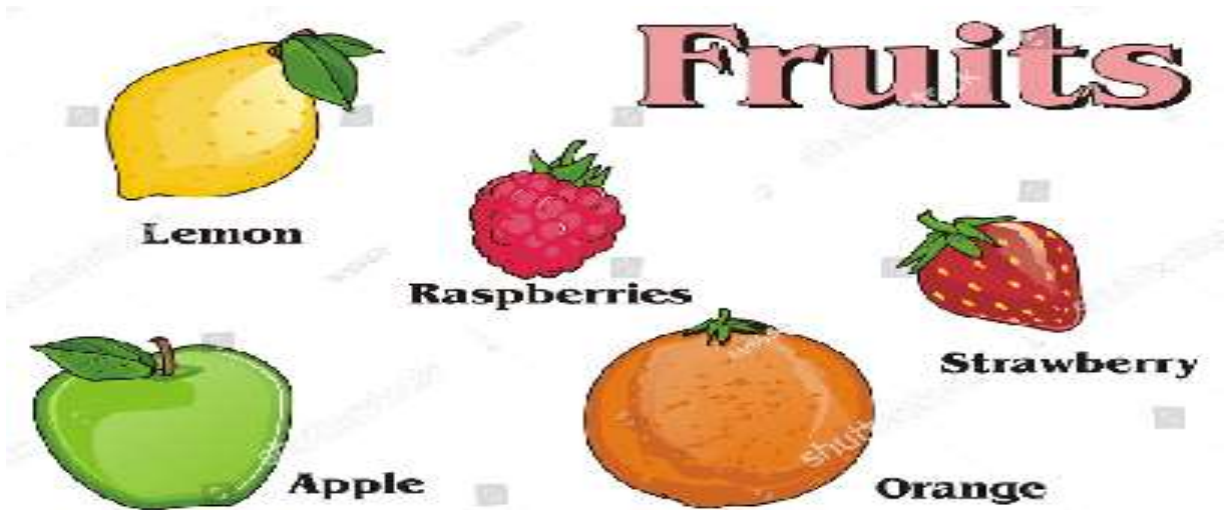
Making of huroof finger puppets (ت سے). With the help of craft paper and googly eyes.




EVS:

1. Learn and recognize.

i. Five fruits




ii. Five vegetables




iii. Five animals



Bear



Camel



Donkey



Zebra



Dog

2.PROJECT WORK:

Making of fruit basket with the help of clay molding.



ENGLISH CONVERSATION:

- Q1. What is your name?*
- Q2. Are you a boy or a girl?*
- Q3. What is your father's name?*
- Q4. What is your mother's name?*
- Q5. Where do you live?*
- Q6. How old are you?*

Arabic:

(Winter Assignment Of Nursery)

كلمة طيبة
لَا إِلَهَ إِلَّا اللَّهُ مُحَمَّدٌ رَّسُولُ اللَّهِ

نوراني قاعده
الحروف الهجائية
من (ا) الى (ز)

(Dua before eating)

دعا قبل النوم
بِسْمِ اللَّهِ وَعَلَى بَرَكَاتِهِ

(Dua after eating)

دعا بعد الطعام
الْحَمْدُ لِلَّهِ الَّذِي أَطْعَمَنَا وَسَقَانَا وَجَعَلَنَا مِنَ الْمُسْلِمِينَ

(Arabic Counting)

أعداد

One	وَاحِدٌ
Two	اِثْنَانِ
Three	ثَلَاثَةٌ
Four	أَرْبَعَةٌ
Five	خَمْسَةٌ



“ We wish you a wonderful Time ahead”