

DUBAI GRAND INTERNATIONAL SCHOOL

SOLVED ASSIGNMENT

Dear students,

Wishing you all a delightful winter break filled with joy, relaxation, and memorable moments with loved ones. May you return refreshed and ready for a successful new academic year!

GENERAL INSTRUCTIONS FOR OUR DEAR STUDENTS:

1. Do thorough and comprehensive reading of the chapters.
2. Underline the difficult words and practice them on your rough notebook.
3. Understand the chapters properly as questions will be asked within the chapters.
3. Prepare question answers, book work, and difficult words of the given chapters.
4. We would like to suggest a time -saving approach for your learning. Instead of maintaining notebook, prepare a chapter from notes and practice it on your rough notebook to enhance your memory and for improvement of your handwriting. Students are instructed to maintain notebook for maths only.
5. Take the time to rest and rejuvenate. Catch up on sleep, relax, and allow your mind and body to recover from the academic demands.
6. Use this break to reflect on your achievements and challenges from the past semester. Set realistic goals and make a plan for the upcoming semester.
7. Incorporate physical activity into your routine. Whether its winter sports, or just a brisk walk, staying active is essential for both physical and mental well-being.
8. Enjoy reading books that interest you, unrelated to your academic subjects. It's a great way to unwind and expand your knowledge.
9. Consider learning a new skill or refining existing ones. This could be related to your studies,

hobbies, or even a practical life skill.

10. Spend quality time with family and friends. Social connections are crucial for mental health, and the break provides an excellent opportunity for bonding.

11. Take a break from excessive screen time. Limit social media use and focus on activities that don't involve electronic devices.

Remember, balance is a key. Enjoy your winter break while being mindful of your overall well-being and preparing for the challenges ahead.

GENERAL INSTRUCTIONS FOR PARENTS:

1. Parents should be actively engaged with their child during the assignment, offering support, guidance, and feedback.

2. Emphasize the importance of creativity and original thinking. Encourage students to express their ideas in unique ways.

3. During winter vacations, parents play a crucial role in creating a balance between relaxation and engagement for their children. This can involve planning fun activities, fostering learning opportunities, and ensuring a supportive environment for family bonding.

4. Parents can assist their children with winter assignments by providing a structured and supportive environment.

5. Establish a consistent study routine to help your child manage their time effectively.

6. Designate a quiet and well-lit area for studying to minimize distractions.

7. Ensure your child understands the assignment guidelines and requirements. Offer guidance if they are unclear about any aspect.

8. Help your child access relevant resources, whether it's books, online materials, or other references related to the assignment.

9. Teach effective time management skills to ensure your child allocates sufficient time for research, drafting, and revising.



DUBAI GRAND INTERNATIONAL SCHOOL

SOLVED ASSIGNMENT

Subject: English

Class: Ist

Topic: Firoz And The Fire Engine

TEXTUAL QUESTIONS:

Q1. Who is Firoz?

Ans: Firoz is a fireman.

Q2. What do children ring?

Ans: The children rang the bell of fire engine.

Q3. Whose house is on fire?

Ans: Bina Baker's house is on fire.

Q4. What do Firoz do to put out the fire?

Ans: Firoz sprayed water from fire engine to put out the fire.

Q5. Why was Bina's house on fire?

Ans: Bina's house was on fire because of hot frying pan.

Topic: Blue And Yellow Mixing

Textual Questions:

Q1. What was the poet making?

Ans: The poet was making a house.

Q2. Which colour did she want to paint the walls?

Ans: She wanted to paint the walls with yellow colour.

Q3. What colour did she paint on yellow to get a door?

Ans: She painted blue colour on yellow to get a door.

Q4. What happened to the door?

Ans: The door turned out to be green.

GRAMMAR:

I. NOUN:

The word that names person, place, thing or animal is noun.

e.g. Delhi, Rani, Book, Cat etc.

II. ARTICLE:

(**a, an and the**) are called determiners or noun makers. The function of these articles is to specify if the noun is general or specific.

III. Using These / Those:

The word “these” is used to denote more than one object that is near to the speaker.

The word “those” is used to denote more than one object that is far from the speaker.

IV. Using Is / am / are:

Is is used with third person singular nouns and pronouns .For example:-

Rani is a girl.

She is beautiful.

Are is used with the third person plural nouns and pronouns. For example:-

Boys are playing.

They are very tall.

Am is used when talking in the first person. For example:-

I am a teacher.



Subject: EVS

Topic: Our Neighbourhood

Chapter : 04

Textual Questions:

Q1. What is a neighbourhood?

Ans. The area around our house is called our neighbourhood.

Q2. List three places that you find in a neighbourhood.

Ans. The three places in our neighbourhood are:

1. Markets
2. Parks
3. Schools

Q3. Write a paragraph on your favourite place in the neighbourhood.

Ans. Park is my favourite place in my neighbourhood. We play with swings and slides and enjoy the fresh air in the park.

Q4. Write two ways in which we can take care of our neighbourhood.

Ans. We can take care of our neighbourhood by:

1. Throwing waste materials into a dustbin.
2. Planting saplings near the houses.

Topic: Water Around Us

Chapter No.: 06

Textual Questions

Q1. Write any three qualities of water.

Ans. The three qualities of water are:

1. It is colourless.
2. It is tasteless.
3. It is odourless.

Q2. Name the sources of water.

Ans. The sources of water are:

1. Rain
2. Oceans and seas
3. Rivers
4. Lakes and ponds
5. Wells

Q3. Why does our body need water?

Ans. Our body needs water for proper functioning.

Q4. Write any five ways in which we can save water.

Ans. We can save water by following these ways:

1. Turn off all the taps after use.
2. Repairing the leaks.
3. Reusing water.
4. Storing water.
5. By not wasting the water.

Topic: Weather

Chapter: 08

Textual Questions:

Q1. What is a weather?

Ans. The change in the temperature of the air is known as weather.

Q2. What happens on a rainy day?

Ans. Clouds that are made up of small drops of water gather together and fall down in the form of rain on a rainy day.

Q3. List two things that you like to do on a windy day.

Ans. We like to fly kites and try rolling paper plates on a windy day.

Q4. What is a season? Name the main seasons that we experience.

Ans. When the weather of a place does not change for a specific period of time, it is called season.

The main four seasons that we experience are Spring, Summer, Autumn and Winter.

Q5. Which season do you like the most?

Ans. I like summer season the most.



Subject: Math

Topic: Shapes And Patterns

Chapter no : 04

Definitions:

I. PLANE SHAPES:

1. Square :

Square has four sides, four corners and all sides are equal.



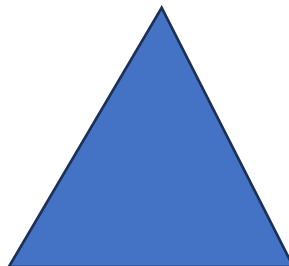
2. Rectangle :

Rectangles have four sides, four corners and opposite sides are equal.




3. Triangle :

Triangle has three sides and three corners.




4. Circle:

Circle is round in shape with no corner and no side.



5. Oval:

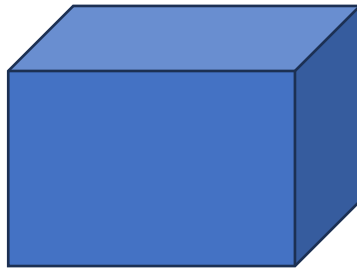
Oval has no side and no corner.



II. SOLID SHAPES:

1. Cube:

Cube has 6 faces, 8 corners, 12 edges and all faces are same.



2. Cuboid:

Cuboids have 6 faces, 8 corners, 12 edges and opposite faces are same.




3. Cylinder:

Cylinder has 3 faces, 2 edges and no corner.



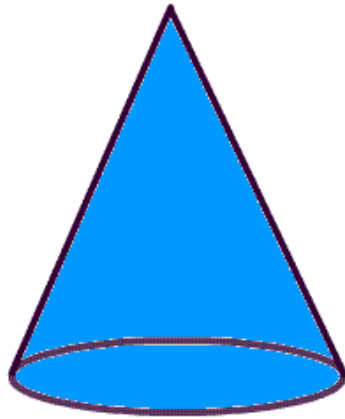
4. Sphere:

Sphere has 1 face and no corner.



5. Cone:

Cone has 2 faces, 1 vertex and 1 edge.





DUBAI GRAND INTERNATIONAL SCHOOL

SOLVED ASSIGNMENT

Subject: G.K

Topic: Rhyming Words

Chapter no : 07

1. Bun, Run, Sun
2. Tin, Pin, Bin
3. Mat, Cat, Rat
4. Key, See, Bee
5. Pan, Fan, Ban

Topic: Numbers We Know

Chapter no : 08

1. Two
2. Four
3. Three
4. Two
5. Six
6. Five

Topic: Festivals of India

Chapter no : 09

Q1. Name these festivals.

- a. Diwali
- b. Chirstmas
- c. Dussehra
- d. Holi

Q2. Write the name of national festivals that are celebrated on.

- a. Republic day
- b. Gandhi Jayanti
- c. Independence day

Topic: Interesting Sports
Chapter no : 10

1. Football
2. Tennis
3. Badminton
4. Basket ball
5. Rugby
6. Hockey.

Topic: Telling the Tme
Chapter no : 11

- Q1.**
1. 7:00 am
 2. 8:00 am
 3. 4:00 pm
 4. 5:30 pm

- Q2.**
1. 10'0 clock
 2. 10 minutes past 12
 3. 6:30
 4. 8:45

Topic: Conjunctions
Chapter no : 12

Q1. Fill in the blanks with the given conjunctions (and, but, or).











1. and
2. but
3. or
4. and
5. and
6. but
7. and
8. or

Topic: Clean Environment
Chapter no : 14

Q1. Tick (✓) the pictures which help in keeping our environment clean.

1. ✓
2. ×
3. ×
4. ✓
5. ×
6. ✓

Topic: Good And Bad Habits
Chapter no : 15

- | | | | | |
|--|--|--|--|--|
| 1.  | 2.  | 3.  | 4.  | 5.  |
| 6.  | 7.  | 8.  | 9.  | 10.  |



DUBAI GRAND INTERNATIONAL SCHOOL

SOLVED ASSIGNMENT

Subject: IT

Topic: Computer Storage
Chapter no : 7

I. Activity zone: (page no.55)

Match the following

Ans.1. b

2. c

3. a

II. Practice zone (page no.57)

Identify the storage devices

Ans: 1.DVD

2. Pen drive

3. CD

III. Assessment zone (Page no.59)

A. Choose the correct option.

1. Hard disk

2. Pen drive

3. Store data

4. CD

5. Pen drive

B. Tick(✓) the correct answer and cross (×) out the wrong one.

1. ×

2. ×

3. ✓

4. ✓

D. Names of storage devices (page no.60)

1. Pen drive

2. Hard drive

3. CD

4. DVD



DUBAI GRAND INTERNATIONAL SCHOOL

SOLVED ASSIGNMENT

Subject: Urdu

صفحہ نمبر ۷۳۔ ۹۳

جوڑ کر لکھیے۔

و ر + ز + ش = ورزش

ع + ا + د + ت = عادت

ہ + ا + ت + ہ + ی = ہاتھی

د + ی + ک + ہ + و = دیکھو

ل + د + ا + خ = لداخ

ت + و + ٹ = توڑ

توڑ کر لکھیے۔

س + ا + ت + ہ + ی = ساتھی

ہ + ک + ی = یکہ

ہ + ا + ت + ہ = ہاتھ

ب + چ + چ + ے = بچے

پ + ی + ا + ر + ے = پیارے

ہ + ا + ت + ہ = ہاتھ

املا کی مشق
 ورزش بھی کرنا بچو
 ہاتھی اپنا ساتھی ہے
 یاک ملے گا جا لداخ
 اور بہت کچھ پائیں گے
 بچے من کے سچے ہیں
 تارے توڑ کے لائیں گے۔

گرائمر:

مونت	مذکر
مورنی	مور
دھوبن	دھوبی
نائن	نائی
درزن	درزی
مالن	مالی
بندریا	بندر
ہتھنی	ہاتھی
کبوتری	کبوتر
والدہ	والد
شیرنی	شیر
رانی	راجہ
اُستانی	اُستاد
ممائی	ماما
عورت	مرد
بہن	بھائی



DUBAI GRAND INTERNATIONAL SCHOOL

SOLVED ASSIGNMENT

Subject: Kashmiri

” ف “ اچھر

Fountain	فوارہ	فوٹواری
Frock , Dress	فراک	فراکھ
Matting	فرش	فرش
Shutter	شٹر	فالو

” ق “ اچھر

Pen	قلم	قلم
Quran	قرآن	قرآن
karaquli	قراقلی	قراقلو
carpet	قالین	قالین

” ک “ اچھر

Pigeon	کبوتر	کوٹر
Crow	کوا	کاو

Ear کان گن

Book کتاب کتاب

”کھ“ اچھر

Sugar شکر کھنڈ

Wooden Slipper , Paduka لکڑی سے بنی ہوئی چپل کھڑاو

Cocunut ناریل کھوپڑ

Dates کھجور کھنڈر

”گ“ اچھر

Watch گھڑی گر

Rose گلاب گولاب

Horse گھوڑا گر

Rat چوہا لگر

”ل“ اچھر

Jug جگ لوٹے

Saw آری لپتر

Broom جھاڑو لڑھل

Tail	دُم	لَوٹ
	”م“ اچھر	
Housefly	مکھی	مچھ
pot	مٹکا	مٹھ
Radish	مولی	مُج
Red Chilli	لال مرچ	مرچہ وانگن
	”ن“ اچھر	
Nose	ناک	نَس
Barber	نائی	نَاوِد
Salt	نمک	نُون
Tap	نلکہ	نلکہ
	”و“ اچھر	
Forest	جنگل	وَن
Hand Fan	ہاتھ کا پنکھا	واوِج
Road	راستہ	وَتھ

Pages

صفحہ

ورق

”ہ“ اچھر

Mynah

مینا

ہار

Bear

بھالو

ہاپت

Elephant

ہاتھی

ہوس

Dog

گتا

ہون

”ے“

Spinning Wheel

چرخا

پینڈر

Belly

پیٹ

ید

Rufous treepie

یکر

Wool

اؤن

یرمہ

☆ کاشترگرامرے

رنگن ہندو ناوے

۱۔ ووزل

۲۔ کرہن

۳۔ لیوڈر

۴۔ سپز

۵۔ سفید



DUBAI GRAND INTERNATIONAL SCHOOL

SOLVED ASSIGNMENT

Subject: Arabic

مدرسة دبائي جريند الدولة
الواجب الشتائي للمصف الاول
المادة: اللغة العربية والدراسات الاسلامي

المعنى	الصيغة	الكلمة
Housefly	المفرد	ذباب
Two houseflies	المثنى	ذبابان
Houseflies	الجمع	آذبة
Head	المفرد	رأس
Two heads	المثنى	رأسان
Heads	الجمع	رؤوس
Ginger	المفرد	زنجبيل
Two gingers	المثنى	زنجبيلان
Gingers	الجمع	زنجبيل
Market	المفرد	سوق
Two markets	المثنى	سوقان
Markets	الجمع	اسواق

سبق نمبر (9) نماز

سوال نمبر 1) نماز کن پر فرض ہے ؟

جواب: نماز ہر بالغ مسلمان مرد اور عورت پر فرض ہے -

سوال نمبر 2) دن رات میں کتنی نمازیں ہیں؟

جواب: دن رات میں پانچ نمازیں ہیں -

سوال نمبر 3) نمازوں کے نام زبانی یاد کیجئے؟

جواب : فجر، ظہر، عصر، مغرب اور عشاء -

سبق نمبر (10) زکوٰۃ

سوال نمبر 1) زکوٰۃ کن پر فرض ہے؟

جواب : زکوٰۃ مالدار مسلمانوں پر فرض ہے -

سوال نمبر 2) زکوٰۃ سال بھر میں کتنی بار دینی ہوتی ہے؟

جواب: زکوٰۃ سال بھر میں ایک بار دینی ہوتی ہے -

سوال نمبر 3) زکوٰۃ کن کا حق ہے؟

جواب: زکوٰۃ غریبوں کا حق ہے -

سبق نمبر (11) روزہ

سوال نمبر 1) روزہ کس مہینے میں رکھا جاتا ہے ؟

جواب: روزہ ماہ رمضان میں رکھا جاتا ہے ۔

سوال نمبر 2) روزہ میں کیا چیز چھوڑ دی جاتی ہے ؟

جواب: روزہ میں کھانا پینا چھوڑ دیا جاتا ہے ۔

سوال نمبر 3) روزہ سے کیا بڑھتی ہے ؟

جواب: روزہ سے روحانیت بڑھتی ہے ۔