

## STUDY MATERIAL

Subject: ENGLISH

TOPIC:- REVISION OF VOWELS

USE OF A/AN

INTRODUCTION OF TWO LETTER WORDS.

What are vowels?

a,e,i,o,u are vowels.



## Consonants

### Consonants Letters of the Alphabet

Bb Cc Dd Ff Gg Hh  
Jj Kk Ll Mm Nn Pp  
Qq Rr Ss Tt Vv Ww  
Xx Yy Zz

## Vowels

### Vowels Letters of the Alphabet

Aa Ee Ii Oo Uu

## Use of A/An

### Use of A

A is used before a word that starts with consonant sound. For example a bat, a hat, a pen.

### Use of an

An is used before a word that starts with vowel sound. For example an apple, an umbrella, an orange.



*a book*



*an orange*



























*a girl*

## Worksheet No 1

Q1: Use a/an appropriately in the given blanks.

a / an

- |    |   |       |            |    |  |       |         |
|----|---|-------|------------|----|--|-------|---------|
| 1  |    | ..... | orange     | 13 |    | ..... | igloo   |
| 2  |    | ..... | apple      | 14 |    | ..... | giraffe |
| 3  |    | ..... | umbrella   | 15 |    | ..... | banana  |
| 4  |    | ..... | rabbit     | 16 |    | ..... | uncle   |
| 5  |   | ..... | bus        | 17 |   | ..... | flower  |
| 6  |  | ..... | university | 18 |  | ..... | ear     |
| 7  |  | ..... | desk       | 19 |  | ..... | bear    |
| 8  |  | ..... | elephant   | 20 |  | ..... | ring    |
| 9  |  | ..... | sheep      | 21 |  | ..... | arm     |
| 10 |  | ..... | lemon      | 22 |  | ..... | farmer  |
| 11 |  | ..... | egg        | 23 |  | ..... | eye     |
| 12 |  | ..... | uniform    | 24 |  | ..... | eraser  |
-

Worksheet No 2.

Use A/an in the given blanks appropriately.

A/AN?



orange



frog



dog

cat



ice cream

shoe



goat



umbrella



bed



elephant



fish

apple



spider



duck



INTRODUCTION OF TWO LETTER WORDS

Two Letter Words



Two letter words.

me he on we be

an he at am as

us it in is if

no lo no go me

on of ox at or

Worksheet No. 1

TWO LETTER WORDS

do	an	End	Start	to	me	
we					at	
if					in	
on					go	
am					my	
be					on	
oh					is	
it					no	
by	so	he	of	as	up	hi





















I can read  
**2**  
letter words!





## Two Letter Words, Read and Match.

Read out the words and then draw a line to connect to the matching words.

 <b>up</b>	 <b>if</b>	 <b>of</b>	 <b>in</b>
 <b>ah</b>	 <b>up</b>	 <b>at</b>	 <b>us</b>
 <b>if</b>	 <b>ah</b>	 <b>in</b>	 <b>it</b>
 <b>as</b>	 <b>ox</b>	 <b>it</b>	 <b>of</b>
 <b>ox</b>	 <b>as</b>	 <b>us</b>	 <b>at</b>

**Subject : E. V. S**

**Study Material**

**TOPICS**

- **Animals around us**
- **Wild Animals**
- **Colour Names**

**Note: Kindly maintain an interleaf notebook for E. V. S and complete the following activities on it.**

- ✓ **Paste the pictures of Animals and also label them**
- ✓ **Paste the pictures of Wild Animals and label them**
- ✓ **Paste the objects of different colors and label them**

## Topic: Animals Around Us

❖ Name of Animals ( Read it aloud)



**Rabbit**



**Cow**



**Goat**



**Cat**



**Dog**

Worksheet no. 1



D\_g



Ra\_bi\_



G\_at



C\_t



C\_w

**Topic: Wild Animals**

**Study Material**

**Name of Wild Animals. ( Read it aloud)**



**Zebra**



**Giraffe**



**Crocodile**



**Snake**



**Lion**

## Worksheet No. 1

- Complete the name of Animals by filling up with correct letters.



Elep\_ant



M\_nke\_



I\_on



Z\_bra



P\_nd\_

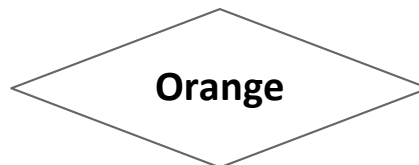
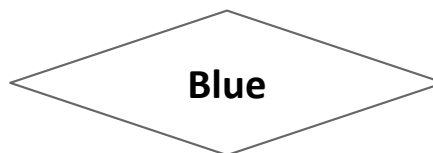
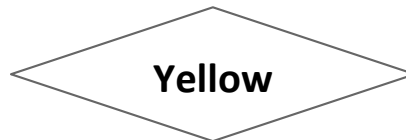
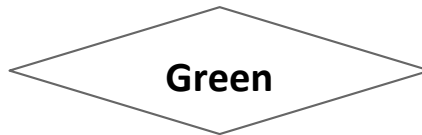
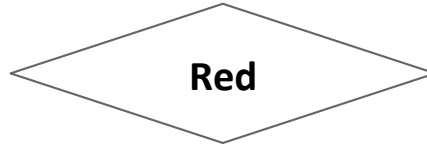


S\_ak\_

## Topic: Colour Names

### Study Material

❖ Name of colours ( Read it aloud)



## Worksheet no. 3



Gr\_en



R\_d



B\_ue



Y\_llo\_



O\_an\_e



**Subject: Mathematics**

**FA2 STUDY MATERIAL**

**Topics:**

**\*Writing practice of numbers (1-40)**

**\*Number names (one-Twenty)**

**\*Backward counting (20-1)**

**\*Concept of heavy and light**

**\*Concept of Big and small**

**\*Concept of longer and shorter**

**\*Concept of tall and short**

## STUDY MATERIAL

Read and learn numbers (1-40)

T	O
	1
	2
	3
	4
	5
	6
	7
	8
	9
1	0

T	O
1	1
1	2
1	3
1	4
1	5
1	6
1	7
1	8
1	9
2	0

T	O
2	1
2	2
2	3
2	4
2	5
2	6
2	7
2	8
2	9
3	0

T	O
3	1
3	2
3	3
3	4
3	5
3	6
3	7
3	8
3	9
4	0

## Study material

Writing practice of number names from Eleven to Twenty. (One-  
twenty)

1	<i>One</i>
2	<i>Two</i>
3	<i>Three</i>
4	<i>Four</i>
5	<i>Five</i>
6	<i>Six</i>
7	<i>Seven</i>
8	<i>Eight</i>
9	<i>Nine</i>
10	<i>Ten</i>
11	<i>Eleven</i>
12	<i>Twelve</i>
13	<i>Thirteen</i>
14	<i>Fourteen</i>
15	<i>Fifteen</i>

---

16	<i>Sixteen</i>
17	<i>Seventeen</i>
18	<i>Eighteen</i>
19	<i>Nineteen</i>
20	<i>Twenty</i>

## Study material

### Read and learn backward counting (20-1)

T	o
2	0
1	9
1	8
1	7
1	6
1	5
1	4
1	3
1	2
1	1
1	0
	9
	8
	7
	6
	5
	4
	3
	2
	1

# STUDY MATERIAL

Concept of heavy and light



# Worksheet

Circle the heaviest object.



Circle the lightest object.



Circle the heaviest object.



Circle the lightest object.



Study material

## Big and small











big

small

Worksheet

# Big Or Small?

Circle the correct picture.

<p>big</p> 	<p>small</p> 
<p>small</p> 	<p>big</p> 
<p>big</p> 	<p>small</p> 
<p>big</p> 	<p>small</p> 



Study material

Longer


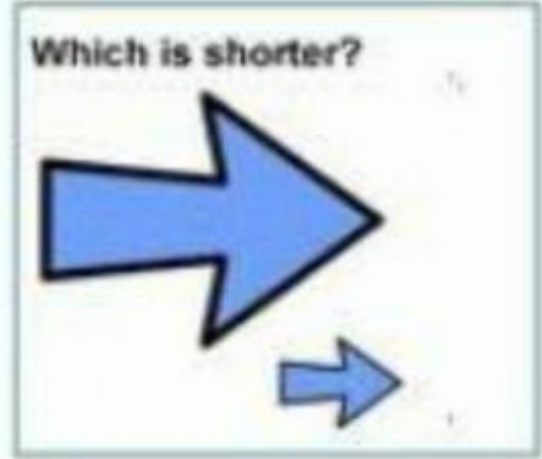

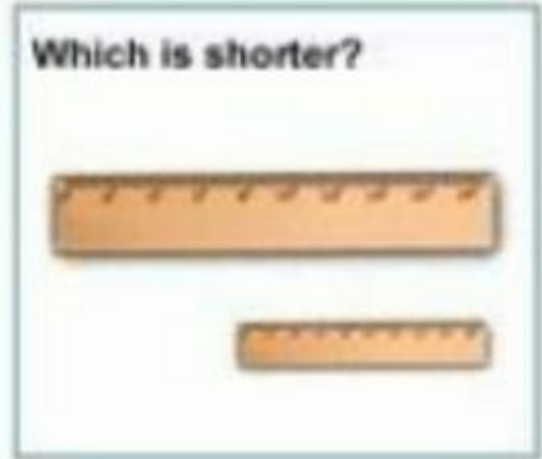



Shorter



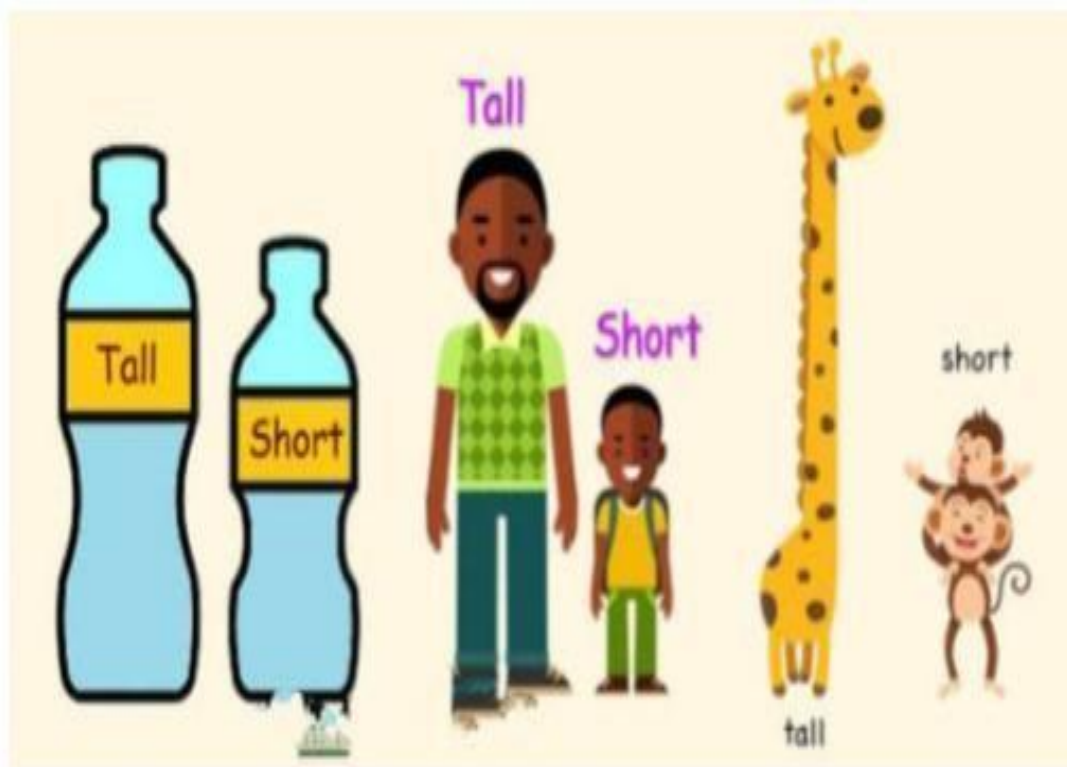
# Worksheet

Tick the longer one and cross the shorter



# STUDY MATERIAL

## Concept of tall and short



## Worksheet

Tick the correct option (shorter/Taller)

1) Which is shorter?



2) Which is taller?



3) Which is taller?



4) Which is shorter?



5) Who is shorter?



6) Which is taller?





DUBAI GRAND SCHOOL  
INTERNATIONAL

مضمون:- اردو

جماعت :- کے۔ جی۔ ا۔

تعلیمی مواد:- دوسری اکائی (FA2)

☆ حروف تہجی پر زبر (◌) کا استعمال۔

آ ب پ ت ٹ ث  
ج چ ح خ ڈ ذ ر ژ ز  
س ش ص ض ط ظ  
ع ع ف ق ک گ  
ل م ن و ہ ہ  
ح ی ی



مضمون :- اردو

جماعت :- کے۔ جی۔ ۱

تعلیمی مواد :- دوسری اکائی (FA2)

☆ حروف تہجی پر زیر ( ) کا استعمال۔

ا ب پ ت ٹ ث  
ج چ ح خ د ڈ ذ ر ژ ز  
س ش ص ض ط ظ  
ع ع ف ق ک گ  
ل م ن و ہ ہ  
ی کی ہے

مضمون :- اردو

جماعت :- کے۔ جی۔ ا۔

ورک شیٹ :- دوسری اکائی (FA2)

☆ حروف تہجی زیر (؎) کے ساتھ لکھیں۔

-----	-----	-----	-----	-----	-----
-----	-----	-----	-----	-----	-----
-----	-----	-----	-----	-----	-----
-----	-----	-----	-----	-----	-----
-----	-----	-----	-----	-----	-----
-----	-----	-----	-----	-----	-----
		-----	-----		



دہلی ایڈوائزمنٹ، لاہور

مضمون:- اردو

جماعت:- کے۔ جی۔ ا

تعلیمی مواد:- دوسری اکائی (FA2)

☆ حروف کی آدمی اشکال۔

ب پ ت ٹ ث  
ج چ ٲ ٲ  
ر ش ص ض  
ع غ ف ق  
ک گ ل م  
ن ہ ی

ورک شیٹ :- دوسری اکائی (FA2)

☆ حروف کی آدمی اشکال لکھیے۔

_____	ت	_____	پ	_____	ب
_____	ج	_____	ث	_____	ٹ
_____	خ	_____	ح	_____	چ
_____	ص	_____	ش	_____	س
_____	غ	_____	ع	_____	ض
_____	ک	_____	ق	_____	ف
_____	م	_____	ل	_____	گ