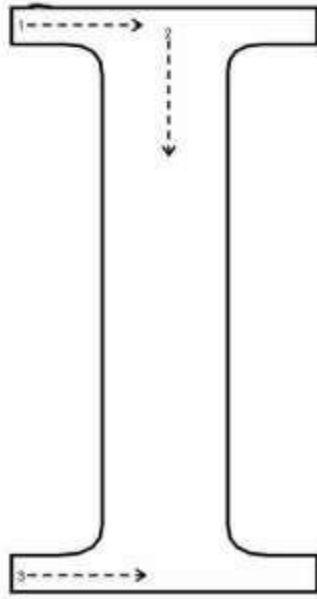



STUDY MATERIAL

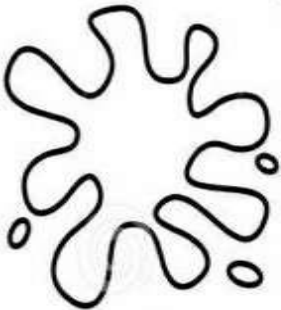
SUBJECT : ENGLISH

- Reading and recognition of Capital letters from I to P.
- Reading and recognition of letters from textbook “ALPHABETZ”
Page number 18 TO 33.
- Writing practice of Capital letters from I to P on notebook “GROWING UP ALPHABET (CAPITAL) from page number 29 – 51.
- Writing practice of letters from I to P on worksheets provided.

I



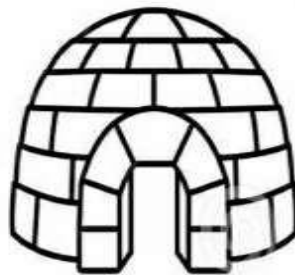
I



Ink



Ice cream

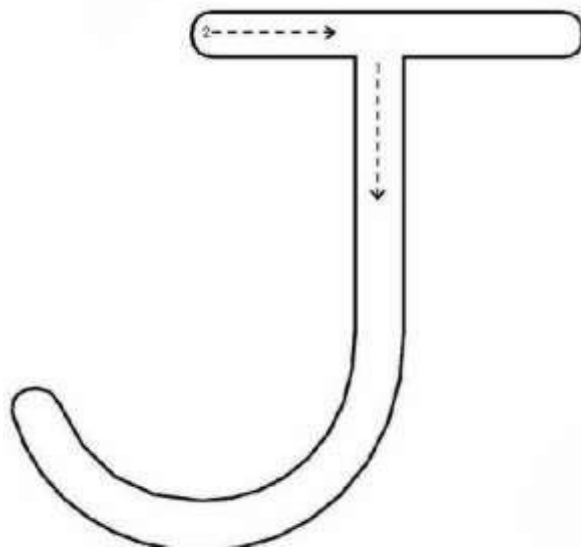
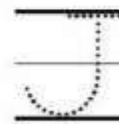


Igloo




Island


J




J



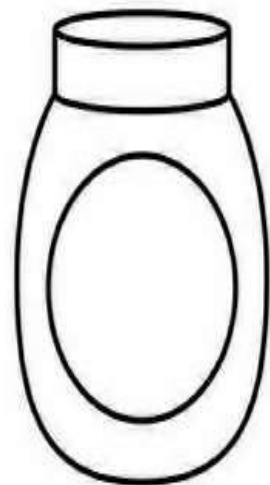
Jigsaw



Jug

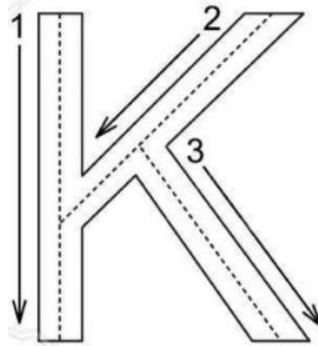
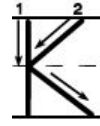


Jelly



Jam

K




Key



Kangaroo



Kettle




King



Kit




Knife



L



Lightbulb

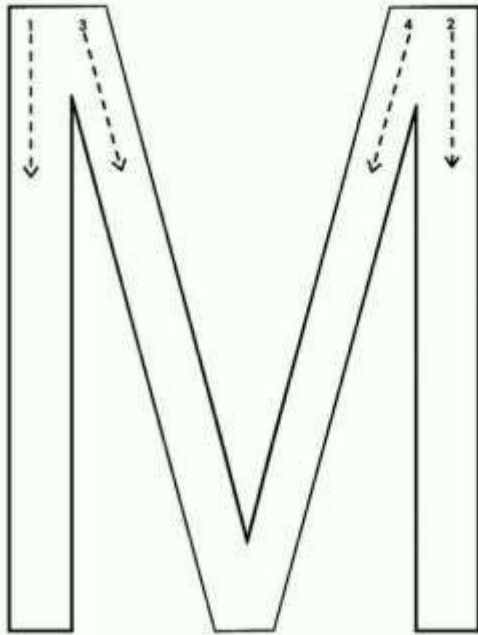
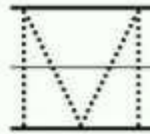


Lemon




Ladder

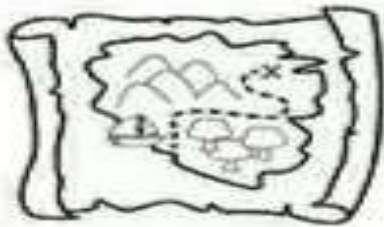
M



mountain



moon

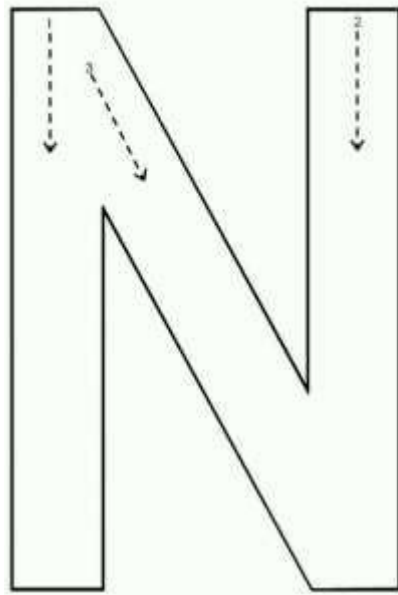
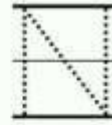


map



mask

N




N



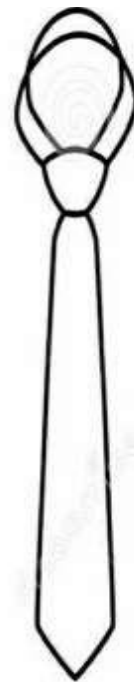
Notes



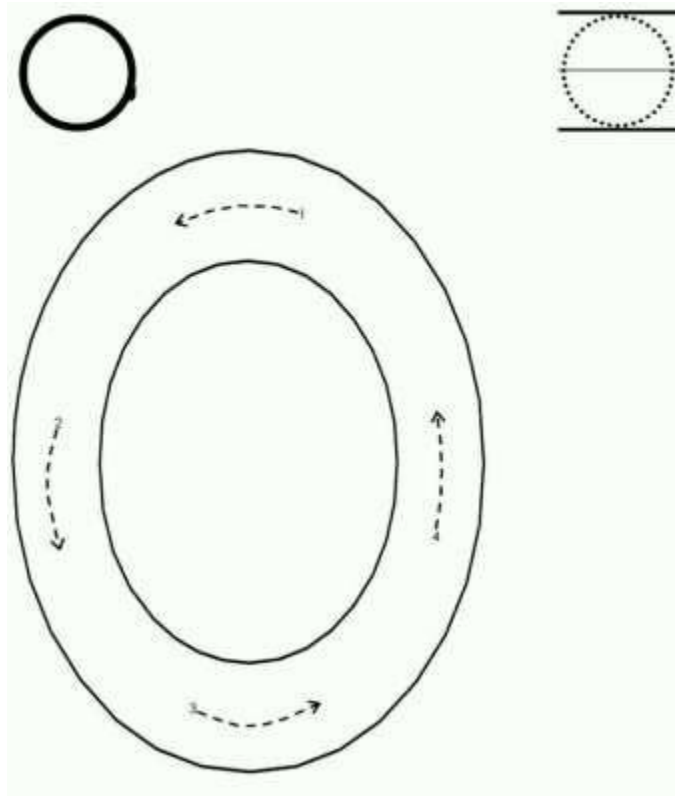
Numbers



Net




Necktie



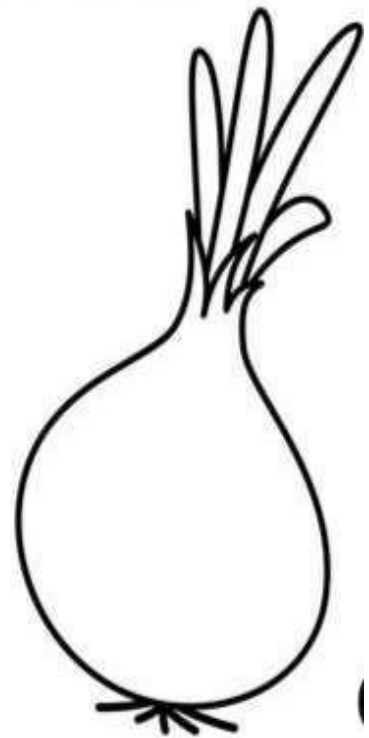
Oo



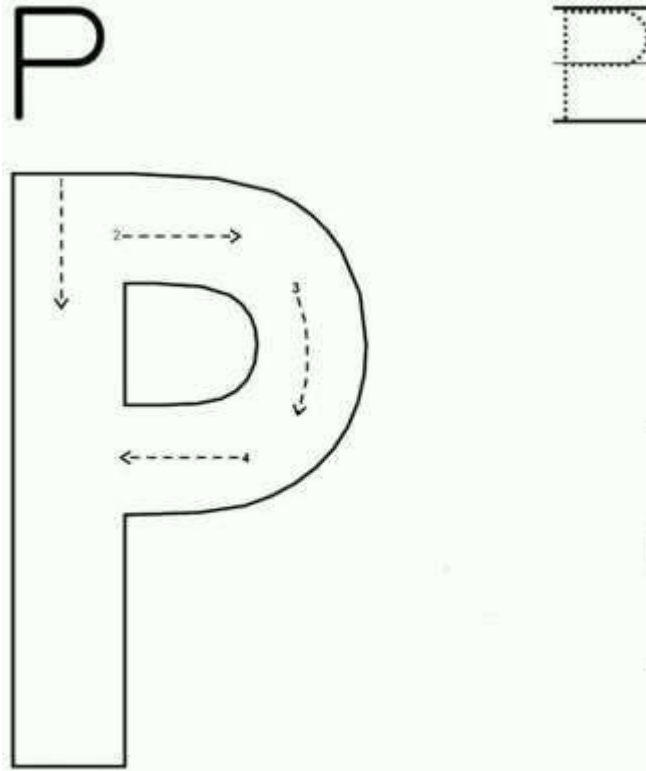
Oven



Orange



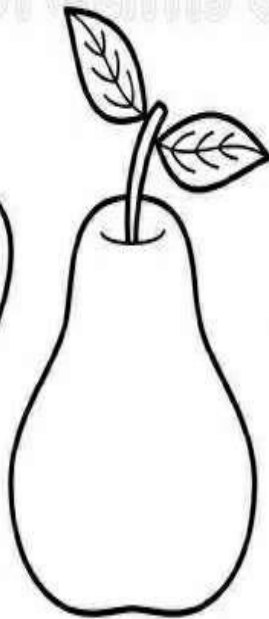
Onion



P




Paintbrush



Pear



Pumpkin



Pencil

Write the next letter

B

E

H

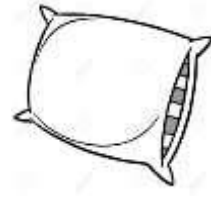
K

N


O

Match the following

K



P



A



N



C




O



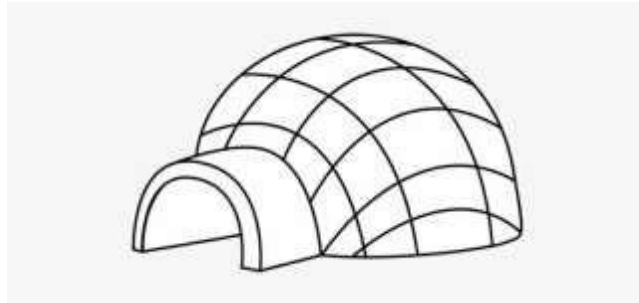
M




J



CIRCLE THE CORRECT LETTER



A	C	I
----------	----------	----------



G	E	O
----------	----------	----------



L	B	P
----------	----------	----------

STUDY MATERIAL

SUBJECT : MATHS

Topics:

- Writing and recognition of numbers from 11- 20.

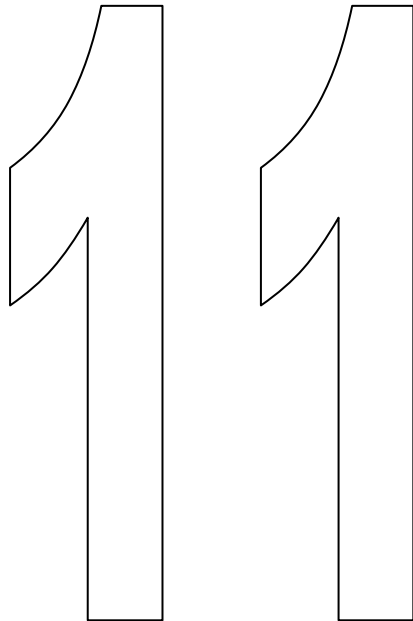

Study Material.

- Reading and Recognition of numbers “11 to 20 “ page no. 28 to 51 from “**My Book of numbers**”
- Writing practice of numbers “11 to 20 “ page no 31 to 45
Growing up numbers Activity”
- Worksheets.
- What comes in between. Fill in the missing numbers.
 - Worksheets .
 - Count and tick the correct number shapes;
Rectangle, Triangle.
 - **Co- curricular Activity**
 - Stack Cups and Count .

Class : Nursery

Subject: -Maths.

• **Count the cars**



Eleven

Class : Nursery

Subject: -Maths

- **Count the gifts.**

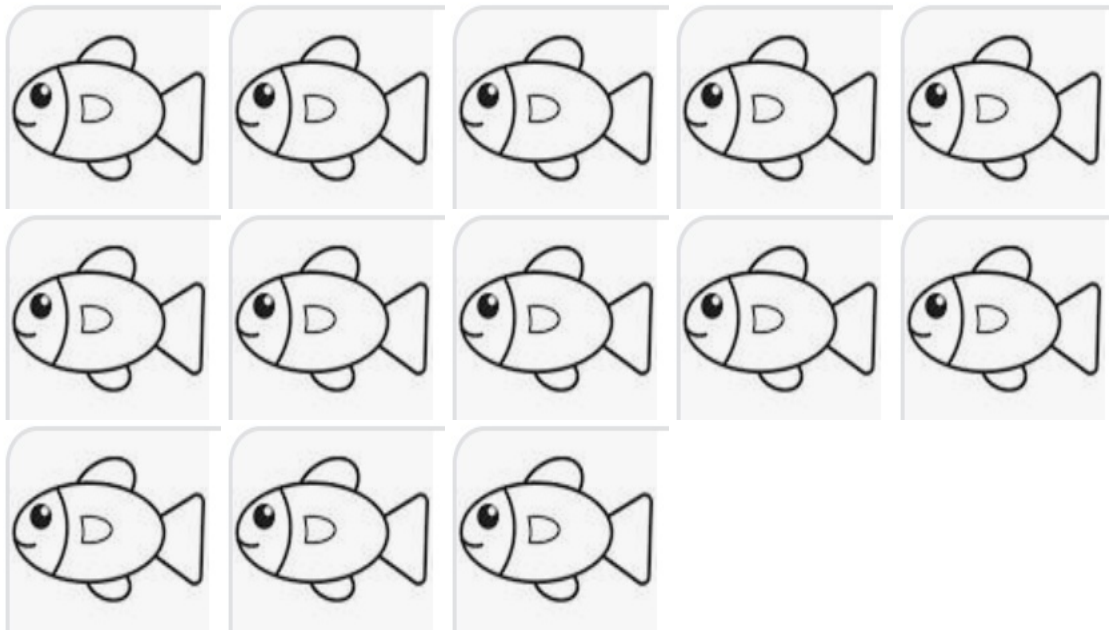


Twelve

Class : Nursery

Subject: -Maths

- **Count the fishes.**



13

Thirteen

Class : Nursery

Subject: -Maths

• **Count the Tables.**




14

Fourteen

Class : Nursery

Subject: -Maths

- **Count the dolls.**



15

Fifteen

Class : Nursery

Subject: -Maths.

- **Count the pencils.**




16

Sixteen

Class : Nursery

Subject: -Maths.

- **Count the stars.**



17

Seventeen

Class : Nursery

Subject: -Maths.

- **Count the spoons.**



18

Eighteen

Class : Nursery

Subject: -Maths.

- **Count the ice-creams**





19

Nineteen

Class : Nursery

Subject: -Maths.

• **Count the Books.**



20

Twenty

Class : Nursery

Subject: -Maths.

What comes between? (11 – 20).



Class :-Nursery

Subject:-Maths.

Number up to 20. Which number comes in between?

10 _____ 12

7 _____ 9

14 _____ 16

11 _____ 13

8 _____ 10

12 _____ 14

16 _____ 18

15 _____ 17


17 _____ 19

18 _____ 20

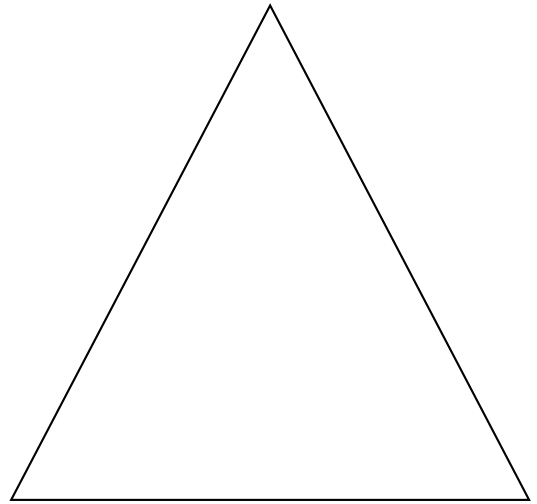
Class :- Nursery

Subject :- Maths

Recognise the following shapes.



RECTANGLE



TRIANGLE

Class:- Nursery

Subject:-Maths.


SHAPE TRACING RECTANGLE



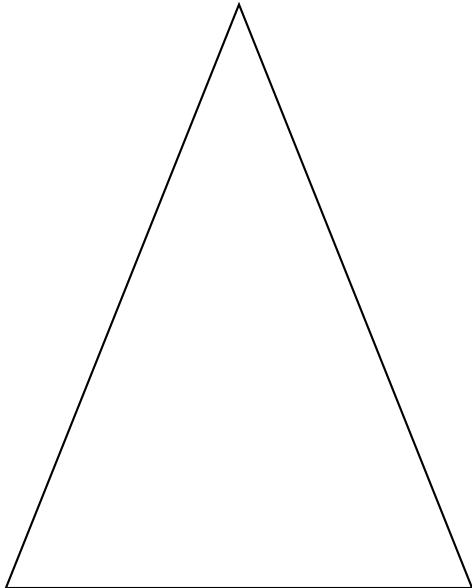
Class :- Nursery

Subject :- Maths.

Colour the triangle yellow



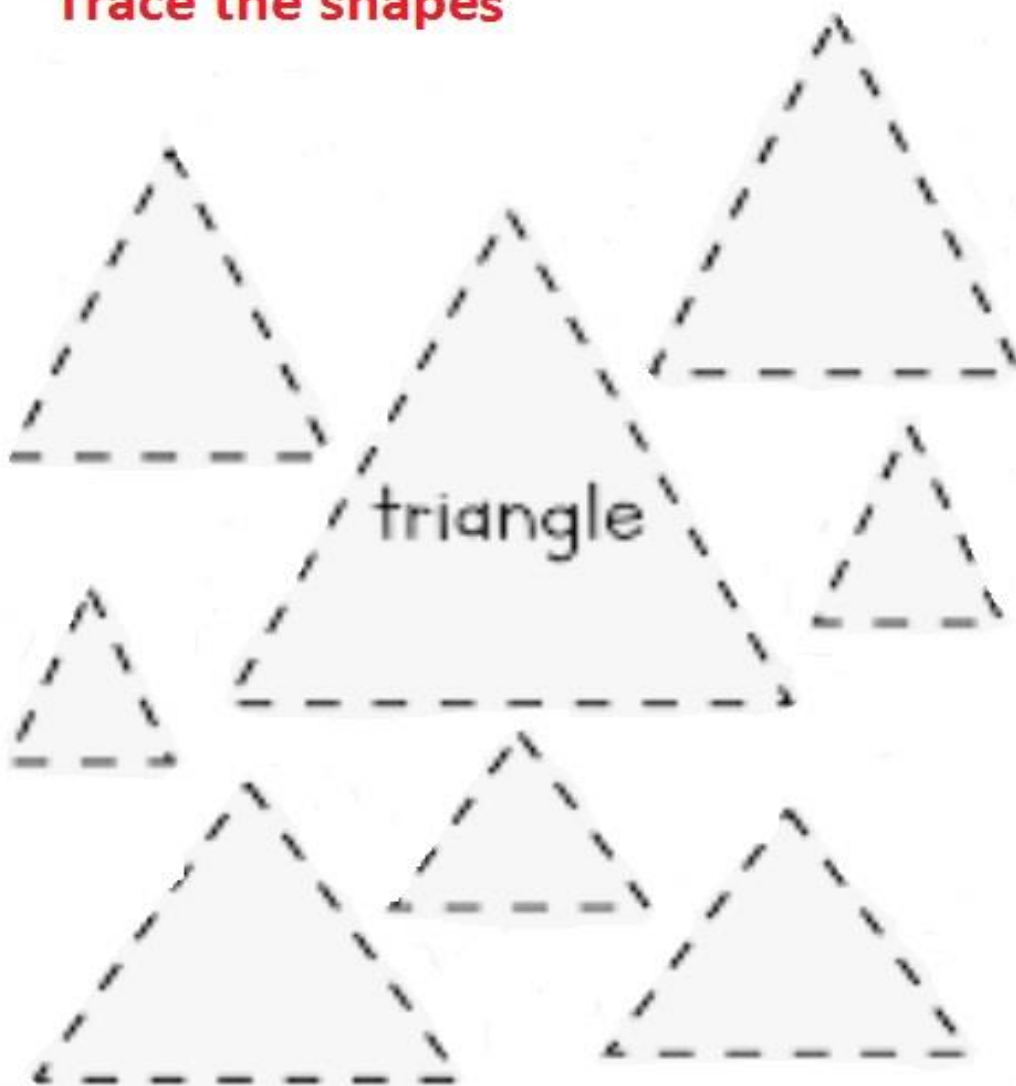
And colour the Rectangle Green



Class:- Nursery

Subject:-Maths

Trace the shapes



Study material

SUBJECT: EVS

Topic:-Wild Animals

●**Learn and Recognise Wild animals from My picture book.**

●**Learns answers of the following questions.**

Qno1:-Which is our national animal?

Ans :-Tiger

Qno2:-Which is the tallest animal?

Ans:-Giraffe

Qno3:-Which animal carries baby in its pouch?

Ans:-Kangaroo.

Qno1:-Circle out the wild animals?



Topic: Common birds

- Learn and recognise Common birds from Book of pictures.
- Learn answers of the following questions

Qno1:- Which is our national bird?

Ans:- Peacock

Qno2:- Which bird can see in the dark?

Ans:- Owl

Qno3:- Which bird you like the most?

Ans:- Parrot (answer may vary)

Topic:-Water Animals

●**Learn and recognise Water animals from My picture book.**

●**Learn answers of the following questions.**

Qno1:-Which is the largest sea animal?

Ans:-Whale.

Qno2:-Which Sea animal looks like a horse?

Ans:-Sea horse.

Qno3:-Name three water animals?

Ans:-Fish, Frog, Whale.

Topic:-Insect

- Learn and recognise Insects from book of pictures.
- Learn answers of the following questions.

Qno1:-Which insect makes a web?

Ans:-Spider

Qno2:-Which insect disturb our sleep?

Ans:-Mosquito

Qno3:-Who makes honey?

Ans:-Honeybee.

Qno1:-Circle my picture , I make honey



Qno2:-Circle my picture I like to disturb your sleep?



Topic:-Flowers

•Learn and recognise flowers from Book of pictures.

•Learn the answers of the following questions.

Qno1:-Which is our national flower?

Ans:-Lotus


Qno2:-Which flower is found in muddy water?

Ans:-Lotus

Qno3:-Name two of the flowers that you have seen?

Ans:-Rose and sunflower.

Qno1:-Colour it.



Qno2:-Circle the flower which has sun in its name?



Topic:-A Family

•Learn and understand topic A Family from book of pictures.

•Learn answers of the following questions.

Qno1:-What is the name of your father?

Ans:-My father's name is _____.

Qno2:-How many members are there in your family?

Ans:-There are _____ members in my family

Qno3:-What is the name of your grandfather?

Ans:-_____.

Qno1:-Make a family collage on chart paper?

آج کا سبق

ح

ثقفة



حلوه



خ

خرگوش



خرپوزه



خول



خط



و

درخت



دروازه



دانت



دوات



ط و

ڈرم



ڈول



ڈاکیا



ڈور






ذہن



ذخیرہ





رپڇڪھ



راسته



روٹی



رکشا



ر سے کوئی لفظ شروع نہیں ہوتا بلکہ یہ لفظ کے آخر یا

درمیان میں آتا ہے مثلاً آڑو ، پہاڑ وغیرہ

پہاڑ



آڑو



ز

زرودی



زپ



زیبرا



زبان



Development and ICT -
A Double Win story



زاله باری



ازدبا




خالی جگہوں کو بھریے

ا ب _____ ط _____
ج _____ خ _____ ط _____
ر _____ ز _____ ش _____

WORKSHEET
FACTORY



- تصویر کو دیکھ کر اس کا پہلا حرف لکھیے














تصویر کو دیکھ کر اس کے پہلے حرف سے
ملائیے



ب

پ

ت

ث

ج

Nursery Arabic Solved Assignments FA2

الجزء الثاني (FA2)

☆ كلمة تمجيد (3rd kalima)

☆ اسئلة من الدراسات الاسلامية (اسلاميات کے سوالات)

(۱) من هو اول نبى؟ (سب سے پہلے نبی کا نام بتائیں)

حضرت آدمؑ

(۲) ما هو اسم آخر نبى؟ (سب سے آخری نبی کا نام بتائیں)

حضرت محمد ﷺ

(۳) ما هي اسم كتاب الله آخرة (اللہ کی آخری کتاب کا نام کیا ہے)

قرآن المجید

☆ من احاديث النبي ﷺ

(۱) المؤمن لا يكذب

A Believer Does not Lie

(۲) لا تغضب

Don't be angry

(۳) السلام قبل الكلام

Offer Salam Before Talking