

SOLVED ASSIGNMENT FA-1

Subject: English

Grade: 1st

Topic: All about Rani

Lesson No.01



Warm up.

Introducing yourself to the class

- By sharing your name
- By sharing your age
- Your address
- your likes and dislikes
- About your family
- About your hobbies.

Understanding the text.

A. Match the following.

- a. Is Rani's brother.
- b. Is a girl.
- c. Is reading a book.
- d. Is a doctor.
- e. Is Rani's pet dog.
- f. Works in an office.

B. Answer these questions.

- 1. Rani is five years old.
- 2. Rani likes to read.
- 3. Rani's father works in a clinic.

C. Think and answer.

There are six members in Rani's family.

Understanding words.

Doctor

Mother

Book

Office

Clinic

Understanding rules.

School

King

Kangaroo

Bag

Girl

Flower

B. Write animal or thing for each of the naming words given below.

- | | |
|------------|-----------|
| 1. Thing | 7. Thing |
| 2. Animal. | 8. Animal |
| 3. Animal. | 9. Animal |
| 4. Thing. | 10. Thing |
| 5. Animal | |
| 6. Thing | |

Listening.

1. Four
2. Sameer Gupta
3. Teacher
4. Ludo

Topic: Me

Lesson no. 02



Warm up.

- knowing yourself
- observe yourself in a mirror
- you look beautiful
- Thank Almighty for all the blessings
- Thank Him for the eyes, for the fingers, for the ears, for the arms and everything.

Understanding the text.

A. Fill in the blanks.

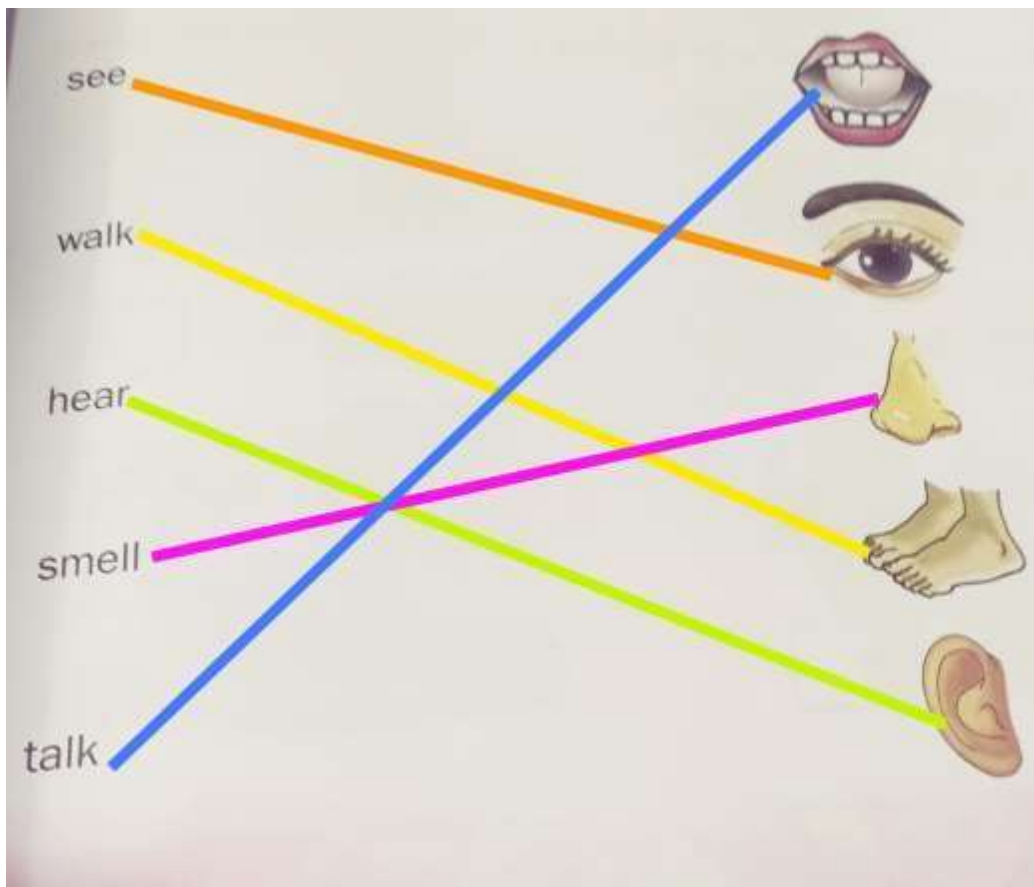
1. Fingers

2. Eyes

3. Mouth, ears

4. Arms, nose

B. Match the following.



Understanding words.

Complete the spellings of the colours given.

- Purple
- Orange
- Blue
- Yellow
- Green

WRITING



Autumn



Summer



Monsoon



Winter

LISTENING



SOLVED ASSIGNMENT (FA-2)

Lesson No.03

Topic: At School



Warm up.

- **Knowing about your school mates**
- **Creating a warm and loving environment around**
- **Being happy for each other**
- **Understanding text**
 - A. **Fill in the blanks, choosing the correct word from the brackets.**
 1. **Shilpa**
 2. **Rohini**
 3. **Class teacher**
 4. **Birthday**
 5. **Sing**
 6. **Happy**

B. Think and. Answer.

Ans. Shilpa feels comfortable when all the classmates wish her happy birthday.

Understanding words.

Look at the pictures and circle the correct spelling.

1. Pencil
2. Blackboard
3. Books
4. Eraser
5. Crayons

Understanding rules.

Fill in the blanks using he/she or it.

1. She
2. It
3. He
4. It
5. She

Pronunciation.

1. Tale
2. Dine
3. Foot
4. Tell

Topic: Friendship

Lesson no: 04



Warm up.

- **Inspirational friendship**
- **A relationship of love, care and sharing**
- **Understanding the adjustments**

Understanding the text.

A. Read the statements, tick if it's true and cross if it's false. 1. ×

2. ✓

3. ×

4. ✓

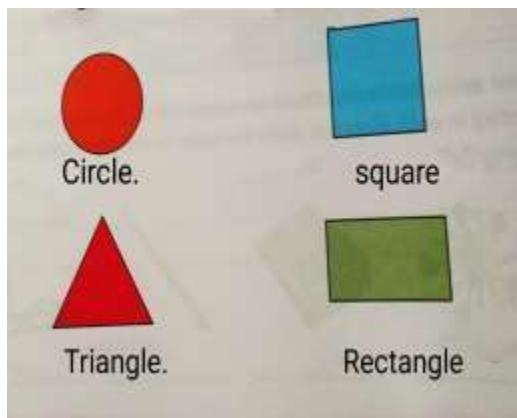
5. ✓

Think and answer.

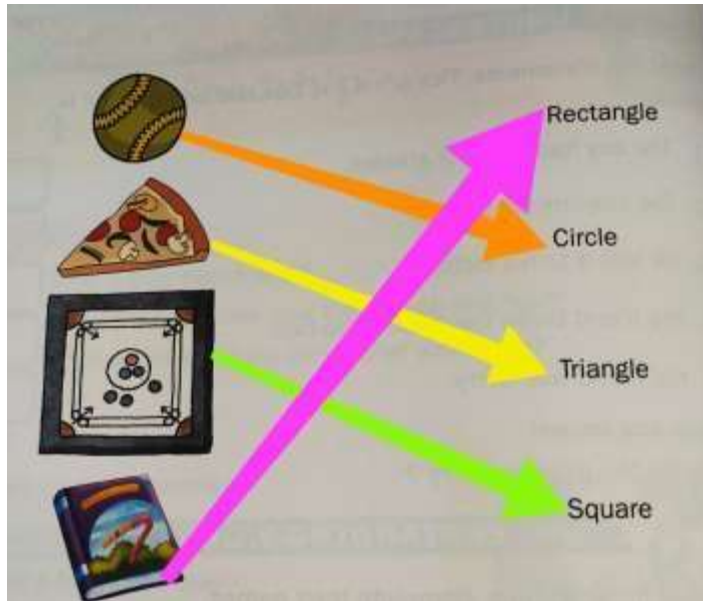
Ans. The girl said sorry because she broke the crayon.

Understanding words.

A. Look at these shapes and complete their names.

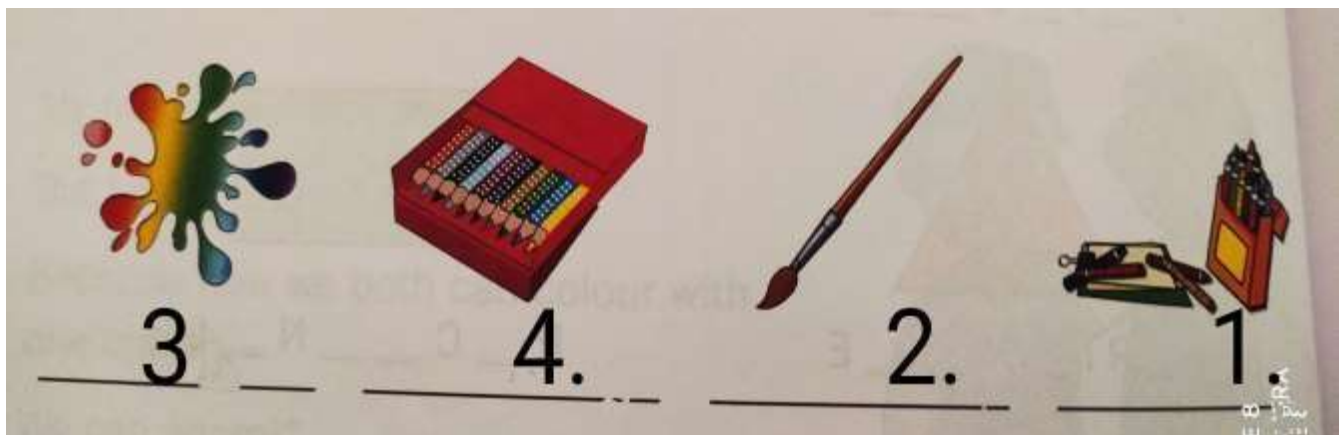


B. Match the object with the shape.



Listening.

Listen to the sentences. There are words related to colouring and painting in each sentence. Write the order in which you hear the names of these objects.



Writing

Look at these animals. Do you know where they live? List the names of the animals in the correct column.

Land animals

1. Elephant
2. Cow

Water Animals

1. Tortoise
2. Dolphin

Topic: A trip to the market

Lesson no. 05



Warm up

- A learning experience of a child with his mother on a day out
- Loving relation of a child and mother
- Learning to deal with different aspects of a market place
- Appreciating your friends

Understanding the text.

A. Arrange the following sentences in the correct order write the sequence in the boxes given.

1. The boy met his friends.	4
2. The boy went to the market with his mother.	1
3. The boy bought two balloons.	3
4. They bought some fruits and vegetables.	2
5. The boy returned home with his mother.	5

B. Think and answer

Look at these pictures circle the fruits and vegetables that the boy and his mother bought.



Understanding words.

Join the two words to make one word.

1. **Black board**

2. **Butterfly**

3. **Raindrop**

4. **Playground**

5. **Grasshopper**



Understanding rules.

Fill in the blanks.

1. **Big.**
2. **Pink**
3. **Long**
4. **Deep**
5. **Hot**

Writing.

Look at the pictures. Do you know who these people are? Fill in the blanks. Use words from the help box.

carpenter farmer mason doctor



A farmer grows crops.



A doctor treats the sick.



A carpenter makes furniture.



A mason builds buildings.

Gender



Gender in English

Masculine

Father

Son

Brother

Man

Dog

Bull

Drone

Gentleman

Husband

King

Femirine

Mother

Daughter

Sister

Woman

Bitch

Cow

Bee

Lady

Wife

Queen